

Cities of Opportunity 7

Singapore



2nd overall

#1 in technology readiness, transportation & infrastructure and ease of doing business

Cities of Opportunity 7 analyzes the development of 30 global cities, and through their performance seeks to add insight on the policies and actions that make cities function best.

Released September 2016

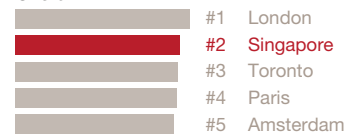
2nd overall

Singapore climbs to #2 overall in *Cities of Opportunity 7* after finishing 3rd in the previous study. With a first place finish in 3 indicators, Singapore and London are the only 2 cities to win multiple indicator top spots. While Singapore finishes in the top 10 in over half of the variables, it shows room for improvement in sustainability (#20) and demographics and livability (#17).

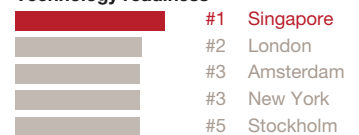
A technological champion

A clear winner in technology readiness, Singapore jumps 7 places to replace London at the top of the rankings here. Impressively, the Asian city-state ranks in the top 10 in all 6 of the variables measured in this indicator and demonstrates particular strength in the Internet infrastructure measures: #1 in mobile broadband speed and #2 in both broadband quality and Internet access in schools.

Overall



Technology readiness



Still top of the charts in doing business

Singapore's seemingly perennial reign in our study as the top city for doing business continues. Despite not finishing 1st in any variable in this indicator, the city's consistently high performance across most variables puts it past its peers to finish 1st overall. All told, it only slips out of the top 10 in 2 variables, resolving insolvency and number of foreign embassies, ranking #13 in both. However, it finishes 3rd in tax efficiency and 2nd in:

- Ease of starting a business
- Ease of entry
- Minority shareholder protection
- Operational risk climate (tied with Sydney), and
- Workforce management risk.

In finishing #2 in over half of the variables in this indicator, Singapore consolidates its role as a world leader in creating an environment in which businesses thrive and investments flourish.

#1 in transportation and infrastructure

Singapore holds the top place as #1 in transportation and infrastructure. It is the only city to rank 1st in 2 variables in this indicator (housing and traffic congestion) and scoring within the top ten in all 7 variables shows Singapore strength across the board in this group.

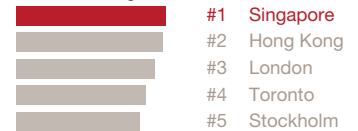
Room for improvement: falling short on sustainability...

Singapore has fallen 4 places since 2014 in sustainability and the natural environment, to finish #20 this year, behind its Asian neighbors Seoul (tied at #3) and Hong Kong (tied at #17). While the city's harsh climate helps to explain its score in thermal comfort (#27), it is more difficult to account for its middling results in air pollution (#12) and recycled waste (#16).


...and middle of the road for demographics and livability

Singapore lands in 17th place in this indicator with somewhat lower performance in new and revised variables. Entertainment and attractions, and the YouthfulCities index both turn out bottom 10 results. The city does have 2 top ten performances in relocation attractiveness and new measure, senior wellbeing, but is middle of the pack or below in the other 5 variables.

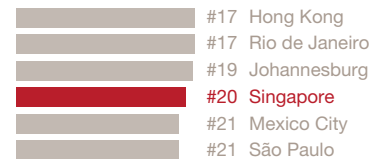
Ease of doing business



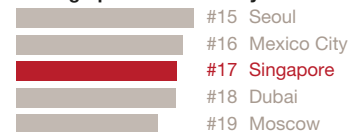
Transportation and infrastructure



Sustainability and the natural environment



Demographics and livability



On Brexit...

The UK vote to exit the EU

came after the time period our data reflects. London's top performance, as that of all our cities, is based on results mostly from 2014 and 2015. In future editions, we will try to gauge the impact, if any. Right now, the city remains one of the world's most cosmopolitan, and a major financial center with a rich foundation of human capital and flexible tradition to build on.