

## The Philippines



**101.7m** Total population, as of 2015

**1.84%** Population CAGR over a 15-year period

**44.4%** Urban population



**21.1%** Poverty incidence among families

**PHP9,140** Poverty threshold

**29%** Income gap



**PHP13.3trillion**  
GDP

**PHP131.9k**  
GDP per capita



**GDP** Gross Domestic Product, **GRDP** Gross Regional Domestic Product, **CAGR** Compound Annual Growth Rate, **PPP** Public-Private Partnership, **Ro-Ro** Roll-on/roll-off

## Contact us

**Alex B. Cabrera**  
+63 (2) 845 2728 Ext. 2002  
alex.cabrera@ph.pwc.com

**Aldie P. Garcia**  
+63 (2) 845 2728 Ext. 3078/3118  
garcia.aldie@ph.pwc.com

**Brando C. Cabalsi**  
+63 (2) 845 2728 Ext. 3060  
brando.cabalsi@ph.pwc.com

**Rose Dale M. Ando**  
+63 (32) 233 5020  
rose.dale.m.ando@ph.pwc.com

**Karen Patricia A. Rogacion**  
+63 (2) 845 2728 Ext. 3089  
karen.patricia.rogacion@ph.pwc.com

**Shalla Anne Deymos-Quiling**  
+63 (2) 845 2728 Ext. 2061  
shalla.anne.deymos-quiling@ph.pwc.com

**Eloisa Fe J. Lusotan**  
+63 (2) 845 2728 Ext. 3021  
eloisa.fe.j.lusotan@ph.pwc.com

© 2016 Isla Lipana & Co. All rights reserved.

Isla Lipana & Co. helps organisations and individuals create the value they're looking for. We're a member of the PwC network of firms in 157 countries with more than 184,000 people who are committed to delivering quality in assurance, tax and advisory services. Tell us what matters to you and find out more by visiting us at [www.pwc.com/ph](http://www.pwc.com/ph).

[www.pwc.com/ph/vismin](http://www.pwc.com/ph/vismin)

# Building Better VisMin An overview



**pwc**

**Isla Lipana & Co.**

## Sustainable, livable and inclusive

In line with the government's strategy to rebalance growth and development opportunities across regions, sectors and socioeconomic groups, **Building Better VisMin** features six investment hotspots in Visayas and Mindanao. The study highlights key initiatives, focus industries and investment opportunities supported by the national and local government units.

**43.5m**  
Population



**27.3%**  
Contribution to Philippine GDP



**7.8%**  
Growth\*



**58**  
Ecozones



**14**  
PPP projects in the pipeline as of 04 Oct 2016



### VisMin focus industries



Agriculture/ Fishery/ Forestry



Retail



Manufacturing



Real estate



Infrastructure



Tourism/ Agro-tourism

### VisMin tourism activities



\* GRDP CAGR for a two-year period

**Sources:** Philippine Statistics Authority (PSA), National Statistical Coordination Board (NSCB), PwC analysis, Philippine Economic Zone Authority (PEZA), Public-Private Partnership Center of the Philippines (PPPC), World Bank Group

## VisMin

The socio-economic indicators of the Visayas and Mindanao regions.

### Iloilo City

Region VI Western Visayas

**PHP546.9b**  
GRDP

**PHP122.1k**  
GRDP per capita



**9.0%** Growth\*

**5** Ecozones

**447,992** **92.4%**  
Total population Urban

### Bacolod City

NIR – Negros Island Region

**PHP546.9b**  
GRDP

**PHP122.1k**  
GRDP per capita



**9.0%** Growth\*

**11** Ecozones

**561,875** **96.3%**  
Total population Urban

### Metro Cebu

Region VII Central Visayas  
Cities and municipalities of Carcar, Cebu, Compostela, Consolacion, Cordova, Danao, Lapu-Lapu, Liloan, Mandaue, Minglanilla, Naga, San Fernando and Talisay

**PHP866.9b**  
GRDP

**PHP143.5k**  
GRDP per capita



**8.4%** Growth\*

**23** Ecozones

**922,611** **93.5%**  
Total population Urban



### Cagayan de Oro City

Region X Northern Mindanao

**PHP516.3b**  
GRDP

**PHP110.1k**  
GRDP per capita



**8.7%** Growth\*

**4** Ecozones

**675,950** **92.4%**  
Total population Urban

### Metro Davao

Region XI Davao Region  
Cities of Davao, Digos, Tagum, Panabo and Samal

**PHP563.8b**  
GRDP

**PHP115.2k**  
GRDP per capita



**10.7%** Growth\*

**11** Ecozones

**1,632,991** **86.6%**  
Total population Urban

### General Santos City

Region XII Soccsksargen

**PHP356.0b**  
GRDP

**PHP78.3k**  
GRDP per capita



**5.4%** Growth\*

**4** Ecozones

**594,446** **97.6%**  
Total population Urban



International/  
Domestic Airports




Seaports



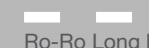
Tourist spots



Ro-Ro Major




Ro-Ro Secondary



Ro-Ro Long haul



Asian Highway Network



National/Main Highway