

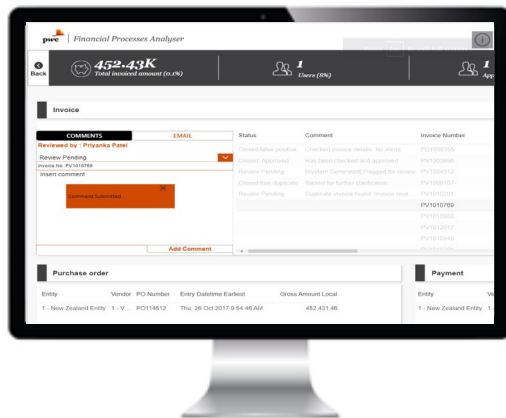
Financial processes analyser (FPA)

Employee Expense Analyser

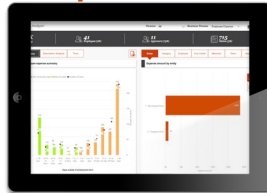
Employee Expense Analyser

Through a variety of insights and tests the Employee Expenses tool allows users to discover trends and patterns within the population that otherwise would not be apparent.

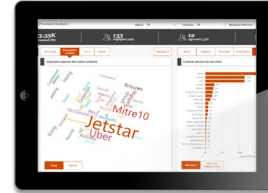
You can dissect 100% of the data to address and identify risks. Multiple filters can be applied to further analyse the information within the Expenses Population. Expenses can be viewed in a variety of ways, such as by department or by category or a combination of any available filters.



Sample dashboards



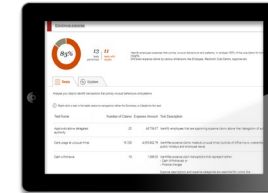
Summary Dashboards show expense claim trends, categories, including word clouds



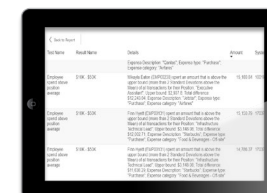
Group claims by keywords eg Airfare-Domestic, Gifts, Drinks



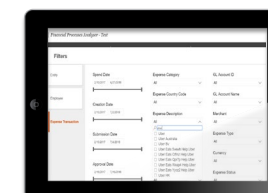
Spending habits by employee, category, month



Prebuilt tests including duplicate expenses



Drill down to visualise claims at the lowest level (line items)



Search for any text in the data for fast answers on instances in claims, eg. Uber

Sample prebuilt tests

Insights and Tests include:

- Claim Profile
- Benford's Law
- Activities & Currency Profile
- Tenure Spend
- Duration Profile
- Claims in Advance
- Pre-termination Activities
- Potential Duplicate Expenses
- Cash claims with no vendor
- Keyword Search
- Expenses incurred at the weekend
- Claims made before the start date
- Claims made after termination
- Cross Department Approval
- Pre-termination activities
- Spending habits
- Expenses by cost centre
- Expenses by Merchant
- Expenses by month
- Expenses by approver
- Expenses by category
- Expenses by employee
- Expenses by Approval Path