


# PwC PayWell Remuneration and HR practices Survey



# General information on PwC PayWell Remuneration and HR practices Survey (1/2)

PwC Kazakhstan has been conducting Remuneration surveys annually since 2006 for industries such as:



Financial sector



Non-commercial organizations



Retail and Consumer



IT / Telecom / Digital



Oil and Gas






Construction / Real estate



Mining and Cement production

## Bonuses for PayWell 2020 participants:

- ✓ Free participation in a 1-day training on Performance management
- ✓ Key metrics on HR effectiveness from global PwC Saratoga
- ✓ Snapshot survey on regards to HR management trends in Kazakhstan market (after the main report is released)
- ✓ Easy-to-use interactive tool for benchmarking of company's salary data against the market
- ✓ Remuneration gender analysis by job families, hierarchy levels and industry
- ✓ HR Dashboard



# General information on PwC PayWell Remuneration and HR practices Survey (2/2)

The Remuneration and HR practices Survey report will consist of 2 sections, in accordance with the rules of confidentiality and data calculation:

## *Compensation and Benefits Report*

**The compensation and benefits analysis covers the following sections:**

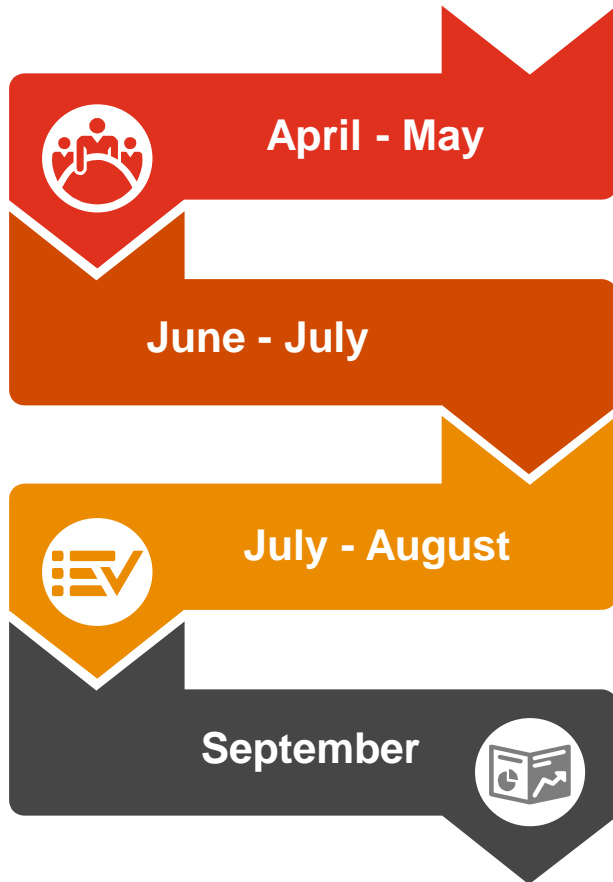
- Salary review
- Grading systems
- Compensations
- Fixed bonuses
- Performance bonuses
- Long term incentive programmes
- Performance appraisal systems
- Work time policy and holiday/vacation policy
- Temporary sick leave
- Benefit policy (including individual benefits such as medical insurance, technical insurance, etc.)
- Others

## *Market Salary Report*

**In order to conduct the statistical analysis of remuneration by job positions, the following tools are used:**

- ✓ PwC job catalogue matching data
- ✓ Questionnaire that covers:
  - Statistics on fixed payment (base salary);
  - Statistics on variable payment (guaranteed pay, performance bonuses and benefits)
  - Bonus - Interactive tool for easy comparison of company data with the market

# Survey steps and dates



Registration of survey participants and distribution of questionnaires and information materials to the participants.

Individual meetings and consultations on the job matching and full support in completing the questionnaires.

Collection, and thorough verification of the original data and validation of the processed data.  
Uploading the raw data to PayWell online platform for calculation of statistics of market data

Preparation and release of the report.

*Note: The deadlines are set taking into account the average (in our experience) time required to collect and process data in the event of timely submission of data by participants.*

# PayWell report types



## 01 General industry report

## Industry report 02

## 03 Peer group report\*

### *Report on positions*

Contains statistical data of the Survey by position

### *Interactive report*

Allows to compare company data with market data by excluding the participant itself from the sample

### *Gender analysis report*

Allows to analyze company salary data on gender equality with market data by job families/ industry/ jobs

\*Peer Group is a group of comparable companies among survey participants, selected by participants for the purpose of more accurate comparison.

# Methodology PwC

## Consolidation of data

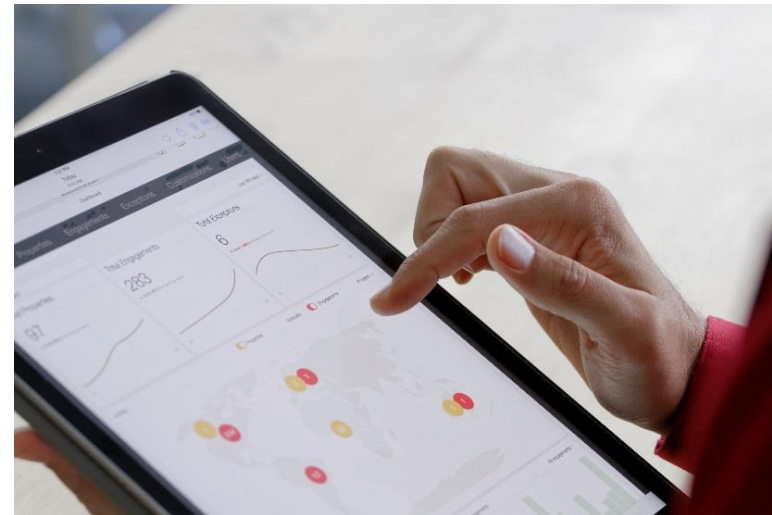
During the Survey, data was collected using HR policies, benefits and Salary data questionnaires. Salary data was collected based on the benchmarking catalogue of job descriptions and organisational charts specially developed for each sector.

The job matching process was conducted by PwC consultants together with representatives of each company. PwC consultants also assisted companies in filling in questionnaires via phone and personal meetings, when necessary.



The Survey data collection package included:

- ✓ **Job benchmarking catalogue** comprising 3000 benchmark jobs
- ✓ **Salary data collection sheet**, gathering information on gross monthly salary, fixed bonuses and performance bonuses.
- ✓ **HR practices questionnaire** contains organizational data: salary costs, headcount, staff turnover, legal structure etc.



# Methodology PwC

## Job matching with PwC job catalogue

In order to ensure a high level of data accuracy in the Survey, we have developed a job description in accordance with international standards and the specifics of various industries.

When comparing jobs, participants had the opportunity to indicate how the duties of individual employees of their companies corresponded to the general job descriptions prepared by PwC.

### PwC Job Catalogue contains

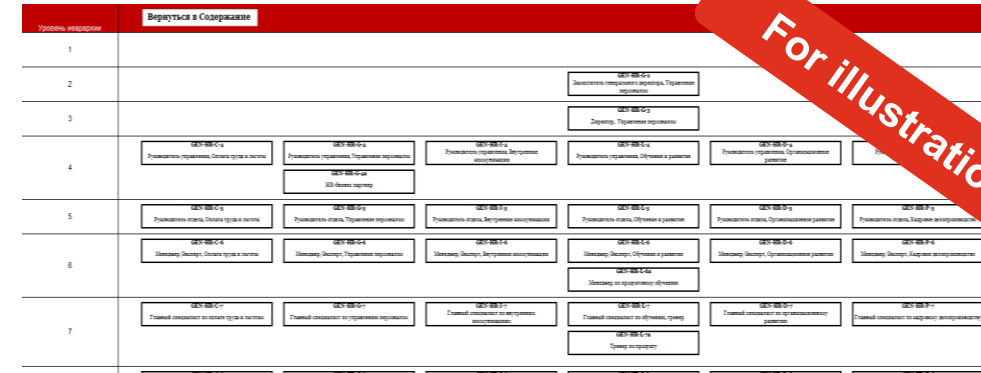
- **More than 2000 positions**
- **From 5 to 50** functional groups for different sectors
- **From 100 to 400** unique positions for different sectors

**Combination of two approaches:** functional job descriptions and hierarchical levels (grades)

**Focus on sectors:** sector specifics are taken into account

**Individual consultations:** for better job matching

### Org. structure



Function	Code	Level	Title	Job description
Human Resources	SSC-HR-O-4	4. Managers	HR Operations Manager	Responsible for ensuring the efficient execution of the processes within one HR service group in the Shared Service Center. Responsible for ensuring that services are executed according to the SLAs for the specific HR service group and customers. Supervises, develops and coaches the Process Specialist team. Ensures consistent and efficient delivery of the operational services. Single point of contact for the Process Specialists and HR Operations Experts concerning personnel, professional, operational and organizational issues and for all escalations within the team. With a good knowledge of leadership skills, he/she can manage a team efficiently. Possesses a good knowledge of processes and policies of the respective HR service group.
Human Resources	SSC-HR-O-7	7. Experts	HR Operations Expert	Provides line managers, program/project managers, employees, HR Business Partners and Process Specialists guidance regarding processes, policies and procedures in the respective HR service group in general and consults on specific cases. The Expert is an escalation point for resolving special cases with regards to policy compliance. Depending on each HR service group, the Expert has specific tasks, e.g. in recruiting - selection of candidates. The Expert is aware of other HR functions' knowledge.
Human Resources	SSC-HR-O-8a	8. Specialist	HR Operations Senior Consultant	Handles moderately complex projects independently. Supports and provides back up for HR Operations Experts. Able to coordinate and evaluate activities of Associates and Consultants in their area. Performs administrative activities.

# Methodology PwC

## Sample weighting

In order to avoid market data being influenced by a company that provided a significantly greater amount of data than other companies, sample weighting was used when calculating statistical indicators for benchmark jobs. This weighting mathematically reduces the number of values from each company in order to prevent one participant from representing more than one third of the sample, based on which the results are calculated. This procedure does not apply if the company provided less than three data-points for the respective benchmark job. The original data is reduced by replacement with appropriate quartiles in such a way that the original variability of the sample is retained.

Company	Data points provided for the same benchmark job		Salary data included in statistics processing		Processing results			
<b>Company 1</b> (15 data points for one benchmark job)	Accountant	3,500						
	Accountant	3,600						
	Accountant	3,700						
	Accountant	3,800						
	Accountant	3,900					Percentile 10=	3,640
	Accountant	4,000					Percentile 25=	3,850
	Accountant	4,100					Average=	4,200
	Accountant	4,200					Median=	4,200
	Accountant	4,300					Percentile 75=	4,550
	Accountant	4,400					Percentile 90=	4,760
	Accountant	4,500			Percentile 10=	3,596		
	Accountant	4,600			Percentile 25=	3,813		
	Accountant	4,700			Average=	4,220		
	Accountant	4,800			Median=	4,200		
	Accountant	4,900			Percentile 75=	4,513		
<b>Company 2</b> (4 data points for one benchmark job)	Accountant	3,200		=	3,200	Percentile 90=	4,844	
	Accountant	3,800		=	3,800			
	Accountant	4,400		=	4,400			
	Accountant	5,600		=	5,600			



# Salary data questionnaire

Salary data is filled in by participants offline in xls format and downloaded to the system via a secure channel by PwC employees.

Later loaded questionnaire can be edited directly in your account and used for comparative analysis of remuneration levels based on the platform.

## Key facts about the questionnaire:

- The form is provided in xls format;
- PwC will conduct individual counseling on job matching with each company;
- Download the completed questionnaire via a secure channel;
- A flexible system of filters for working with the questionnaire is already in the system;
- After uploading the questionnaire to the system, the platform will indicate possible errors using an automated warning system;
- Due to the collection of unique employee IDs, annual payroll data updates have become fast and convenient.

## New in 2020:

To facilitate the data transfer process, there is an option to upload payroll data from the current system (for example, 1C), which significantly saves time and resources of the participating company.

The screenshot shows an Excel spreadsheet with the following structure:

Казakhstan - PayWell 2019 Обзор заработных плат и льгот											
Зарплатные данные											
PwC											
Пол	Отдел	Название данной должности в вашей компании	Грейд должности в вашей компании	Код должности (CTRL+Q)	Название должности (ЗАПОЛНЯЕТСЯ АВТОМАТИЧЕСКИ)	Отделение от типового описания	Местонахождение (Некорректные названия будут помечены знаком "X")	Ежемесячная базовая зарплата	Годовые гарантированные премии	Право на получение премиального вознаграждения (Бонус, основанный на результативности / Комиссия от продаж)	ФАКТИЧЕСКИЙ размер бонуса, основанный на результативности (Гросс КЭТ (Август 2018 - Июль 2019))
Ж/М	Example	Brand manager	G2	GEN-MA-B-4	Бренд-менеджер	-	Алматы	1 000	1 000	Нет	2 000
								X			
								X			
								X			
								X			
								X			
								X			
								X			
								X			
								X			
								X			
								X			
								X			
								X			
								X			
								X			
								X			
								X			
								X			
								X			

# Methodology PwC

## Confidentiality information

The data collected during the Survey is and will be treated as strictly confidential. Security measures include data coding, limiting the number of PwC Kazakhstan consultants who have access to the data of the organisations and presenting only summary findings which is not identifiable.

The rules of data disclosure should ensure an impossibility to identify individual salary data of a participant in the total statistics.

**In order to ensure the biggest volume of statistical information is disclosed and highest confidentiality measures applied, within the PwC platform, the following approach is applied to determine the minimum size of statistical sample**

<b>Average</b>	Minimum 3 data points from minimum 3 organisations
<b>Median</b>	Minimum 4 data points from minimum 3 organisations
<b>25<sup>th</sup>/75<sup>th</sup> percentile</b>	Minimum 6 data points from minimum 3 organisations
<b>10<sup>th</sup> /90<sup>th</sup> percentile</b>	Minimum 8 data points from minimum 3 organisations



Name	Calculation method
<b>Average</b>	The sum of all values in the sample divided by the number of these values.
<b>10<sup>th</sup> percentile</b>	The value dividing the sample in two parts - 10% of the values lie below this data point and 90% above.
<b>25<sup>th</sup> percentile</b>	The value dividing the sample in two parts - 25% of the values lie below this data point and 75% above.
<b>Median</b>	The value that is in the middle of the whole data sample: 50% of the values lie below this data point and 50% above.
<b>75<sup>th</sup> percentile</b>	The value dividing the sample in two parts - 75% of the values lie below this data point and 25% above.
<b>90<sup>th</sup> percentile</b>	The value dividing the sample in two parts - 90% of the values lie below this data point and 10% above.

# HR practices Questionnaire

The questionnaire on policies and practices is filled out by participants in an online format via a secure PwC channel.

**PwC PayWell Обзор заработных плат и льгот Казахстан 2019**

**pwc**

Дорогие участники,

Благодарим Вас за время, уделенное на заполнение анкеты.

Данная анкета включает в себя 5 разделов и займет 30-45 минут на заполнение.

Пожалуйста, заполните все разделы данной анкеты согласно политикам Вашей компании и льгот.

**ВНИМАНИЕ!** Все суммы указывать брутто, тенге. Анкета должна быть заполнена до 15 июля 2019 г. после нажатия кнопки "Завершить" анкета станет неактивной.

Мы будем признательны, если Вы заполните анкету до 15 июля 2019 г.

С уважением,  
Команда P&O,  
PwC Kazakhstan

**PwC PayWell Обзор заработных плат и льгот Казахстан 2019**

**pwc**

1.1. Название компании:

1.2. Сектор:

1.3. Форма владения:

**For illustration only**

# Why PwC?



**Global experience** in conducting annual and club surveys



## **Individual approach:**

- individual meetings and full support in completing the questionnaires
- sector-oriented consultants
- individual presentations on the results of the survey



## Ensuring **high quality of data:**

- permanent updating of the catalog of positions taking into account the industrial specifics
- careful checking of the initial data and validation of the processed data at each stage of the review



## **High standards of confidentiality**



User-friendly **interactive tool** developed on the basis of MS Excel for comparing the salary data of a company with the market



Update of key data within the framework of the **Express survey**, as well as significant changes in the labor market

# Statistical data on salaries and job positions

For illustration only

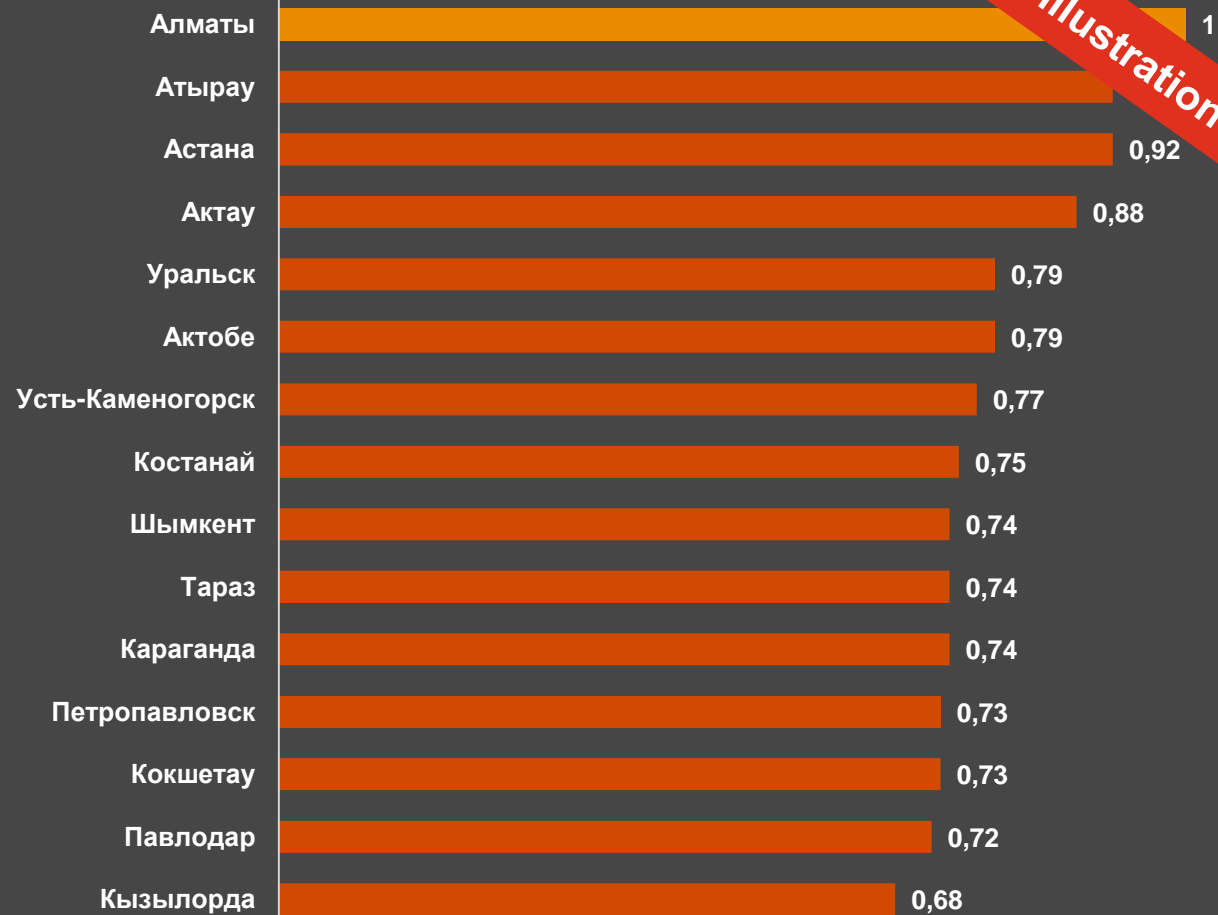
PayWell 2018 GENERAL SECTOR SALARY DATA

Год	2018
Сектор	Общеиндустриальный
Подсектор	
Составляющие вознаграждения	Базовая заработная плата и Общее вознаграждение
Период	Ежемесячный (Gross)
Валюта	KZT

Название должности	Функция / Подразделе	Отдел	Код должност	#	#	10-й перц	25-й перц	средне	медиан	75-й перц	90-й перц	10-й перцент.	25-й перцент.	среднее	Медиана	75-й перцент.	
Руководитель структурного подразделения, Расчет заработной платы	Бухгалтерия и финансы	Расчет заработной платы	GEN-FI-W-5	7	7	-	535 000	552 805	575 367	590 878	-	-	573 378	631 336	608 371	698 951	
Главный специалист по расчету заработной платы	Бухгалтерия и финансы	Расчет заработной платы	GEN-FI-W-7	10	14	233 186	293 206	345 773	334 366	394 094	471 957	298 672	320 342	381 744	347 938	421 619	534 798
Специалист по расчету заработной платы	Бухгалтерия и финансы	Расчет заработной платы	GEN-FI-W-8	17	28	172 700	196 813	268 313	240 000	312 480	436 637	186 060	225 935	283 545	253 917	321 091	441 611
xxxxxx	xxxxxx	xxxxxx	xxxxxx	xxxx	xxxx	xxxxxx	xxxxxx	xxxxxx	xxxxxx	xxxxxx	xxxxxx	xxxxxx	xxxxxx	xxxxxx	xxxxxx	xxxxxx	xxxxxx
xxxxxx	xxxxxx	xxxxxx	xxxxxx	xxxx	xxxx	xxxxxx	xxxxxx	xxxxxx	xxxxxx	xxxxxx	xxxxxx	xxxxxx	xxxxxx	xxxxxx	xxxxxx	xxxxxx	xxxxxx
xxxxxx	xxxxxx	xxxxxx	xxxxxx	xxxx	xxxx	xxxxxx	xxxxxx	xxxxxx	xxxxxx	xxxxxx	xxxxxx	xxxxxx	xxxxxx	xxxxxx	xxxxxx	xxxxxx	xxxxxx
xxxxxx	xxxxxx	xxxxxx	xxxxxx	xxxx	xxxx	xxxxxx	xxxxxx	xxxxxx	xxxxxx	xxxxxx	xxxxxx	xxxxxx	xxxxxx	xxxxxx	xxxxxx	xxxxxx	xxxxxx
xxxxxx	xxxxxx	xxxxxx	xxxxxx	xxxx	xxxx	xxxxxx	xxxxxx	xxxxxx	xxxxxx	xxxxxx	xxxxxx	xxxxxx	xxxxxx	xxxxxx	xxxxxx	xxxxxx	xxxxxx
xxxxxx	xxxxxx	xxxxxx	xxxxxx	xxxx	xxxx	xxxxxx	xxxxxx	xxxxxx	xxxxxx	xxxxxx	xxxxxx	xxxxxx	xxxxxx	xxxxxx	xxxxxx	xxxxxx	xxxxxx
xxxxxx	xxxxxx	xxxxxx	xxxxxx	xxxx	xxxx	xxxxxx	xxxxxx	xxxxxx	xxxxxx	xxxxxx	xxxxxx	xxxxxx	xxxxxx	xxxxxx	xxxxxx	xxxxxx	xxxxxx
xxxxxx	xxxxxx	xxxxxx	xxxxxx	xxxx	xxxx	xxxxxx	xxxxxx	xxxxxx	xxxxxx	xxxxxx	xxxxxx	xxxxxx	xxxxxx	xxxxxx	xxxxxx	xxxxxx	xxxxxx

# Regional coefficients

Regional coefficients are calculated on the basis of market statistics on wages for job positions present in all regions of Kazakhstan. For the purposes of calculating regional coefficients, the salary level in the city of Almaty was taken as 1 (100%).



For illustration only

# Interactive benchmark-tool

SalaryData - Сравнение компании с рынком

Импортировать Salary Base    Очистить форму

Параметр сравнения - Медиана

By base pay    By variable pay    By total reward

Код	Позиция в компании	Позиция в базе	Грейд	Регион	Наличие бонусов	Мес. зарплата	Годов. бонус	Годов. расход	Позиция от грейда	Зарплата за мес на рынке	Зарплата за мес Разница %	Бонус за год на рынке	Бонус за год Разница %	Итого расходы на рынке (год)	Итого расходы Разница % (год)
GEN-LG-G-3	Начальник юридического отдела	Директор / Руководитель	12	Алматы	Yes	xxx	xxx		3. Директора	xx	xxx%	xx	xxx%	xxx%	xxx%
GEN-LG-G-6	Заместитель начальника	Менеджер по юридическим генеральный	10	Алматы	Yes	xxx	xxx		6. Менеджеры/Эксперты	xx	xxx%	xx	xxx%	xxx%	xxx%
GEN-MN-M-2a	Вице-президент	Директор / Президент	16	Алматы	Yes	xxx	xxx		2. Члены Правления	xx	xxx%	xx	xxx%	xxx%	xxx%
GEN-HR-I-8	Специалист отдела информатизации	Специалист по внутренним	7	Алматы	Yes	xxx	xxx		8. Специалисты	xx	xxx%	xx	xxx%	xxx%	xxx%
GEN-HR-G-8	Специалист отдела трудовых ресурсов	Специалист, ассистент по управлению	8	Алматы	Yes	xxx	xxx		8. Специалисты	xx	xxx%	xx	xxx%	xxx%	xxx%
OIL-GES-7	Инженер инженерного отдела	Специалист по геологоразведочным	8	Алматы	Yes	xxx	xxx		7. Главные специалисты	xx	xxx%	xx	xxx%	xxx%	xxx%
OIL-OG-M-7	Инженер по добыче нефти отдела	Специалист по геологоразведочным	8	Алматы	Yes	xxx	xxx		7. Главные специалисты	xx	xxx%	xx	xxx%	xxx%	xxx%
GEN-LO-R-4	Начальник отдела снабжения и	Руководитель структурного	11	Алматы	Yes	xxx	xxx		4. Руководители управл	xx	xxx%	xx	xxx%	xxx%	xxx%
GEN-FI-G-6	Главный бухгалтер	Финансовый контролер	10	Алматы	Yes	xxx	xxx		6. Менеджеры/Эксперты	xx	xxx%	xx	xxx%	xxx%	xxx%
GEN-AD-S-8b	Специалист по геологической	Архивариус	4	Алматы	Yes	xxx	xxx		8. Специалисты	xx	xxx%	xx	xxx%	xxx%	xxx%
GEN-HR-G-4	Начальник отдела трудовых ресурсов	Руководитель структурного	12	Алматы	Yes	xxx	xxx		4. Руководители управл	xx	xxx%	xx	xxx%	xxx%	xxx%
GEN-FI-P-7	Ведущий специалист отдела	Главный специалист по экономическому	9	Алматы	Yes	xxx	xxx		7. Главные специалисты	xx	xxx%	xx	xxx%	xxx%	xxx%
GEN-FI-G-7	Ведущий бухгалтер	Бухгалтер	9	Алматы	Yes	xxx	xxx		7. Главные специалисты	xx	xxx%	xx	xxx%	xxx%	xxx%
OIL-LI-P-8	Ведущий инженер по разработке и	Специалист геологического	8	Алматы	Yes	xxx	xxx		8. Специалисты	xx	xxx%	xx	xxx%	xxx%	xxx%
GEN-LG-G-8	Юрист	Юрист	8	Алматы	Yes	xxx	xxx		8. Специалисты	xx	xxx%	xx	xxx%	xxx%	xxx%
OIL-SL-A-7	Ведущий специалист отдела реализации	Главный специалист по продажам нефти и	9	Алматы	Yes	xxx	xxx		7. Главные специалисты	xx	xxx%	xx	xxx%	xxx%	xxx%
GEN-FI-P-8	Специалист отдела планирования	Специалист по экономическому	8	Алматы	Yes	xxx	xxx		8. Специалисты	xx	xxx%	xx	xxx%	xxx%	xxx%

Company location

Actual monthly salary in the company

Market comparison option (i.e. median)

Automatic market comparison by the chosen option

By base pay    By variable pay    By total reward

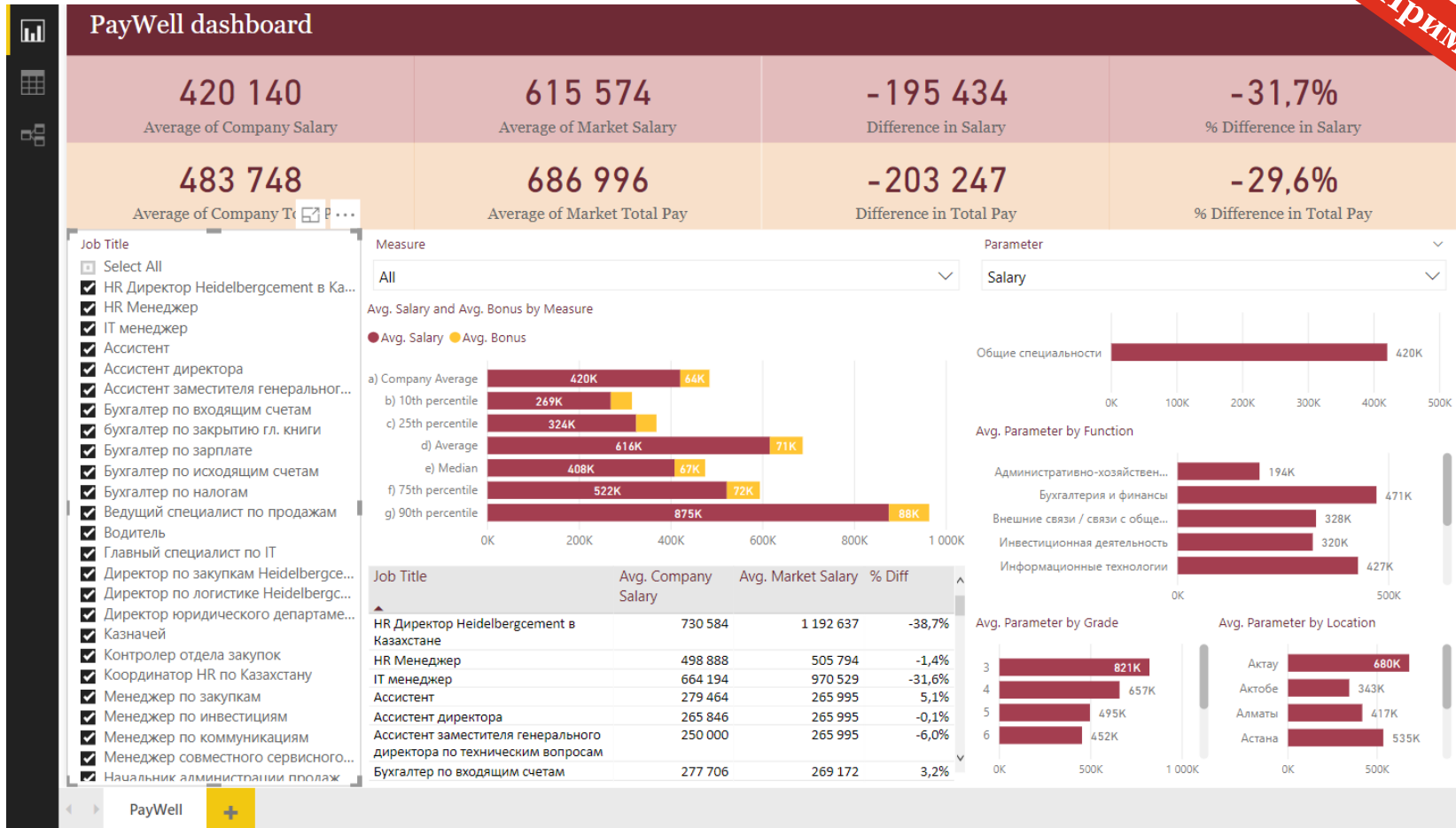
By base pay    By variable pay    By total reward annual

Market data by job position

Actual annual bonus of the Company

# PayWell Dashboard

Пример





# Key metrics on HR effectiveness from global PwC Saratoga



1. Revenue per FTE
2. Cost per FTE
3. Remuneration/Revenue
4. Remuneration/Total costs
5. Human capital ROI
6. L&D investment per FTE
7. L&D investment/Compensation
8. L&D investment/ Total costs
9. L&D coverage
10. Talent group size out of the total headcount
11. FTEs per HR FTE
12. FTEs per IT FTE
13. FTEs per Finance/Accounting FTE
14. Span of control
15. Management %
16. Turnover rate

# Our contacts:



**Tatyana Tsoy**  
**Director,**  
**People & Organisation**

E: [tatyana.tsoy@pwc.com](mailto:tatyana.tsoy@pwc.com)  
Тел.: +7 (727) 330 32 01



**Zhadyra Adambayeva**  
**Consultant,**  
**People & Organisation**

E: [adambayeva.zhadyra@pwc.com](mailto:adambayeva.zhadyra@pwc.com)  
Тел.: +7 708 533 03 64



**Leila Yermakhanova**  
**Consultant,**  
**People & Organisation**

E: [leila.yermakhanova@pwc.com](mailto:leila.yermakhanova@pwc.com)  
Тел.: +7 701 99 00 180

[www.pwc.kz](http://www.pwc.kz)

© 2020 PwC. All rights reserved. Not for further distribution without the permission of PwC. “PwC” refers to the network of member firms of PricewaterhouseCoopers International Limited (PwCIL), or, as the context requires, individual member firms of the PwC network. Each member firm is a separate legal entity and does not act as agent of PwCIL or any other member firm. PwCIL does not provide any services to clients. PwCIL is not responsible or liable for the acts or omissions of any of its member firms nor can it control the exercise of their professional judgment or bind them in any way. No member firm is responsible or liable for the acts or omissions of any other member firm nor can it control the exercise of another member firm’s professional judgment or bind another member firm or PwCIL in any way.