


A world in transition: PwC's 2017 APEC CEO Survey, November 2017

2017 APEC CEO Survey

Indonesia findings



www.pwc.com/APEC

Key themes

Making

of the workforce of the future




An operating model

for a fluid trade policy environment



Outlook

for business growth in Asia Pacific region in 2018



Contents

Section	Slide
Who took part?	4
Outlook for business growth	6
Investment intentions, hotspots and barriers	11
Strategising in a new global trade environment	15
Partnering for future success	19
Outlook for business growth in China	22
Managing digital transitions in the workplace	24
Role of APEC	28
Profile of survey respondents	30

A world in transition

Who took part?



Who took part?



1412

CEOs and industry leaders interviewed... across all



21


APEC economies.



Surveyed in

6

languages



Completed via
online or paper
methodology
between **May 9** and
July 14
2017.

A world in transition

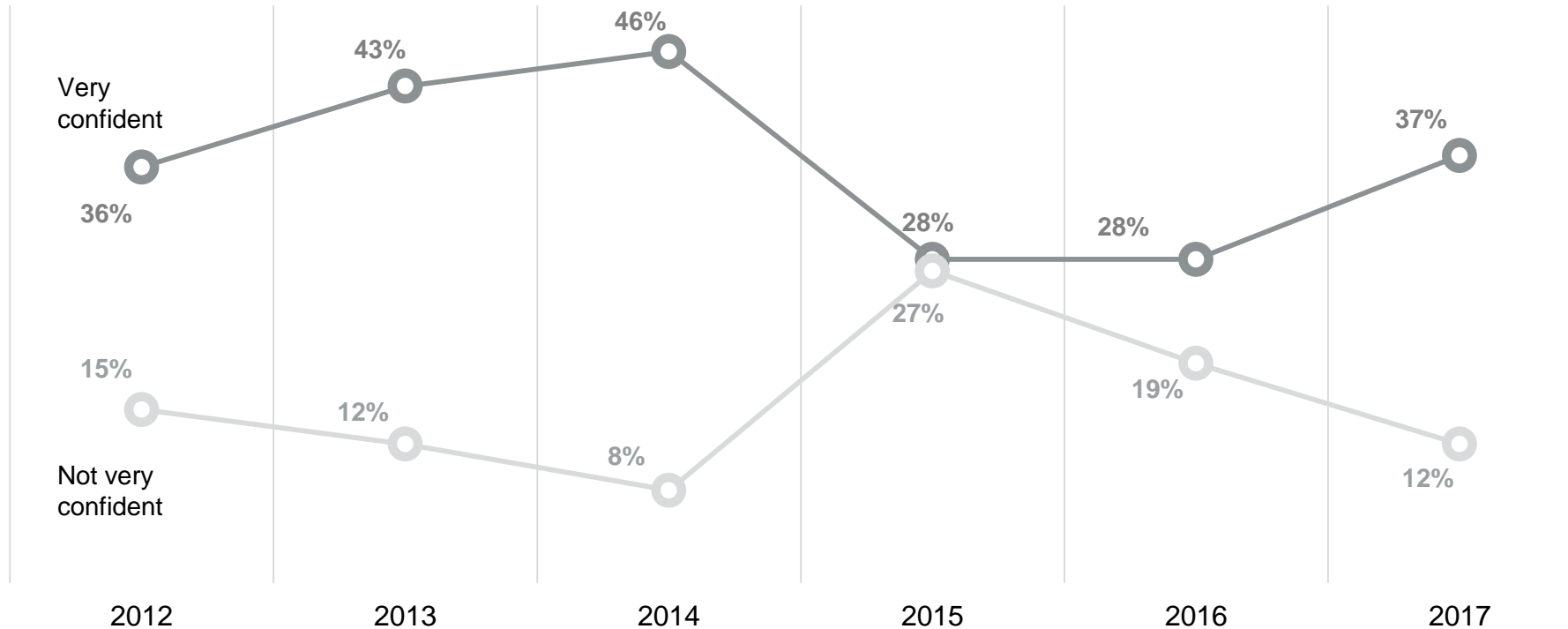
Outlook for business growth



Confidence in revenue growth over the next 12 months

Q1 - How confident are you about your organisation's prospects for revenue growth in your principal economy in APEC over the next 12 months?

APEC CEOs



Indonesia CEOs - 2017

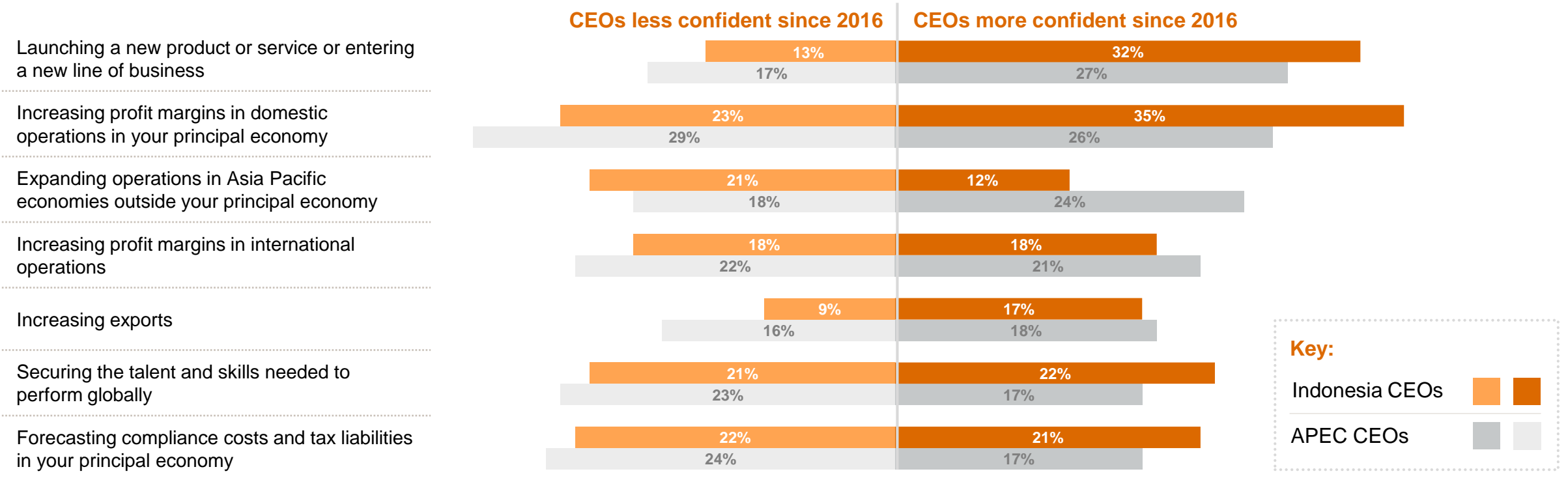


Base: Indonesia CEOs 77. APEC CEOs 2017:1412, 2016: 1154, 2015: 800, 2014: 635, 2013: 467, 2012: 362. [Note: Showing very confident and not very confident for APEC CEOs overall only]

Source: PwC's APEC CEO Survey, 2017

Confidence change since 2016

Q2 - Compared to a year ago, how has your confidence changed about achieving the following?

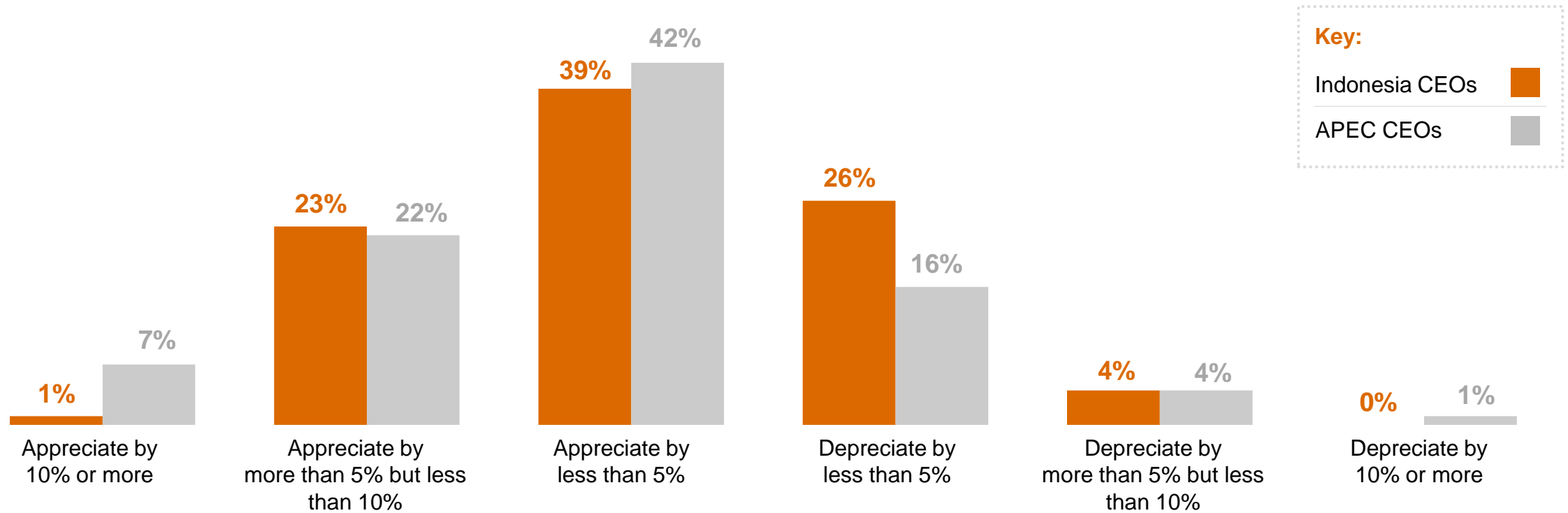


Base: Indonesia CEOs 77. APEC CEOs 1412. [Note: Showing more confident and less confident only]

Source: PwC's APEC CEO Survey, 2017

Expectation of US dollar versus other major currencies

Q3 - What is your expectation for the exchange rate of US dollar to other major currencies in the next 12 months?

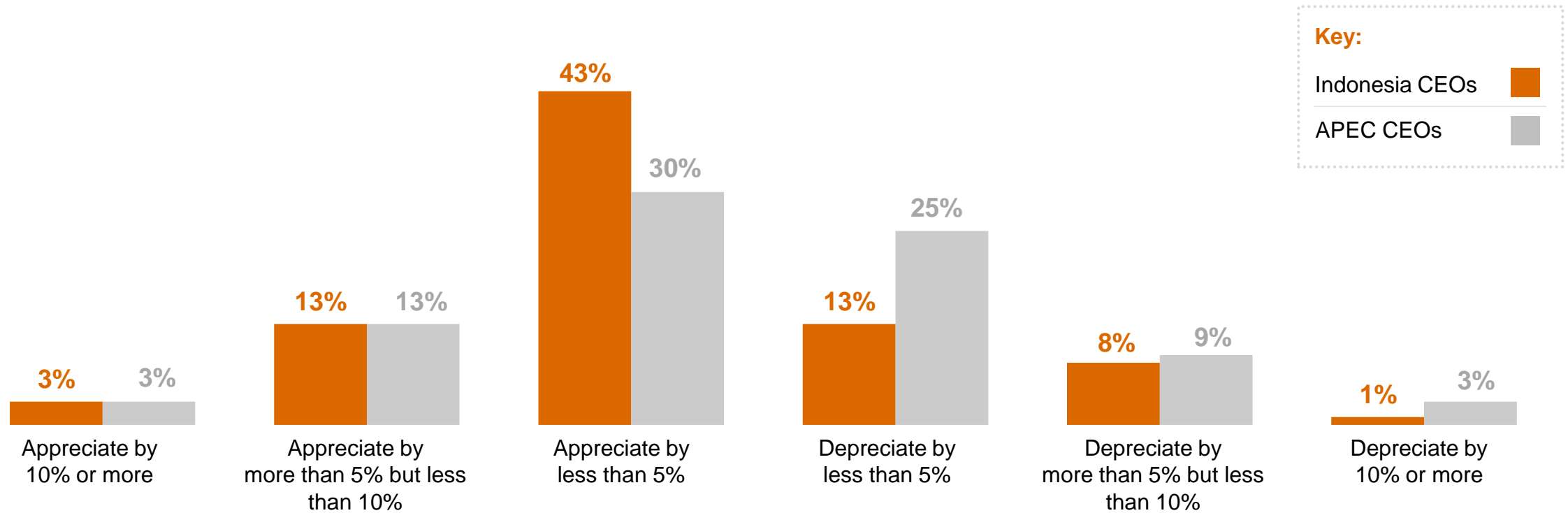


Base: Indonesia CEOs 77, Don't know 6%. APEC CEOs 1412, Don't know 8%.

Source: PwC's APEC CEO Survey, 2017

Expectation of Chinese RMB versus US dollar

Q3 - What is your expectation for the exchange rate of Chinese RMB to US dollar in the next 12 months?



Base: Indonesia CEOs 77, Don't know 19%. APEC CEOs 1412, Don't know 17%.

Source: PwC's APEC CEO Survey, 2017

A world in transition

Investment intentions, hotspots and barriers

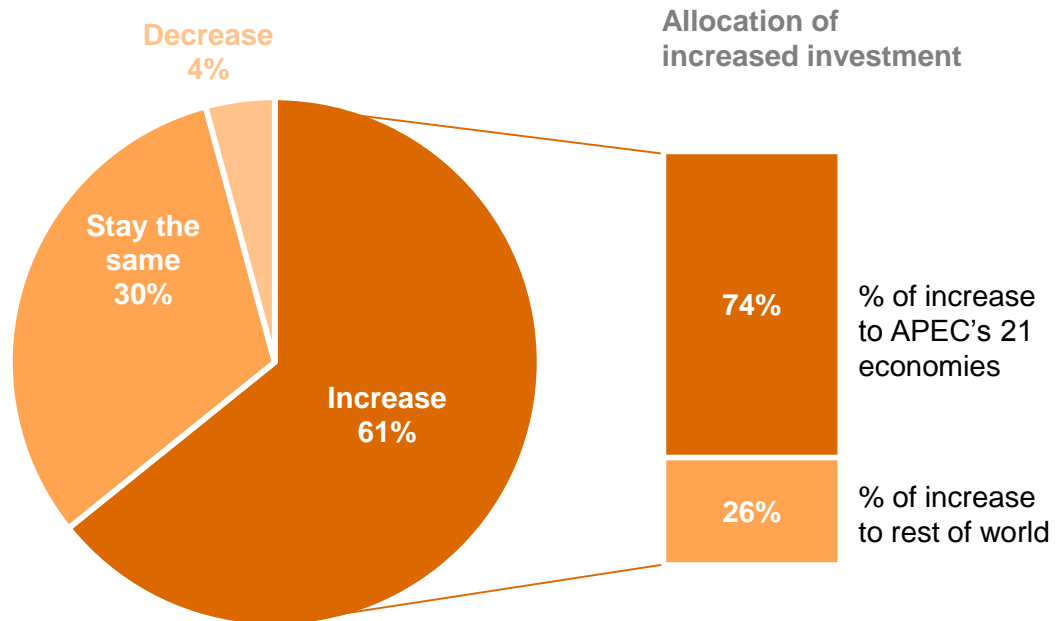


Global investment intentions

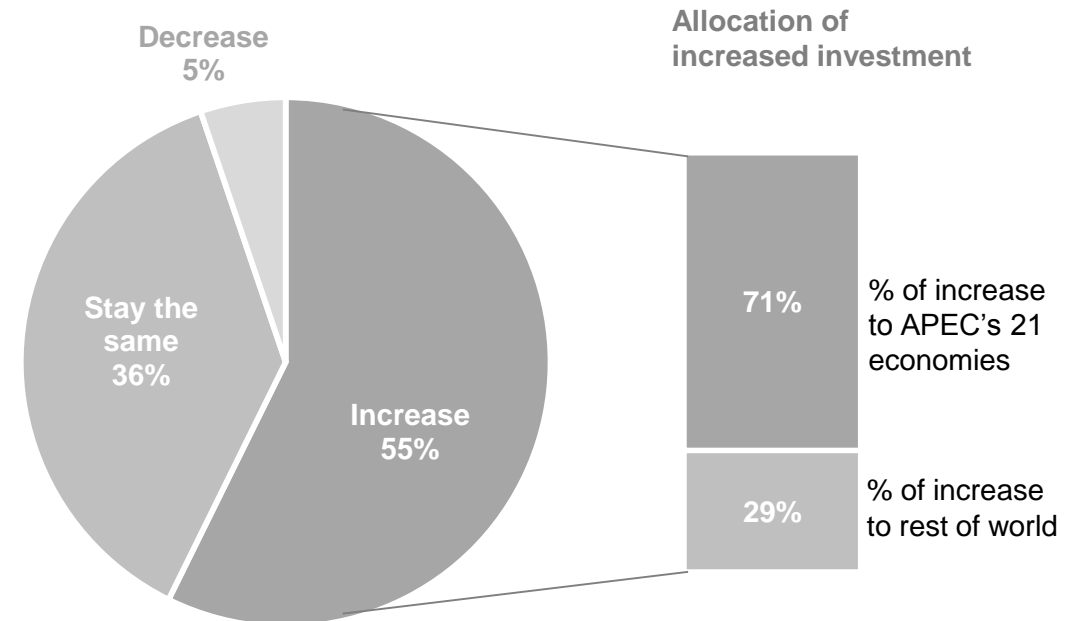
Q4 - Thinking of your business investments globally, will your investments increase, stay the same or decrease in the next 12 months?

Q5 - What proportion of this increase do you expect to allocate between APEC's 21 economies and the rest of the world?

Indonesia CEOs



APEC CEOs



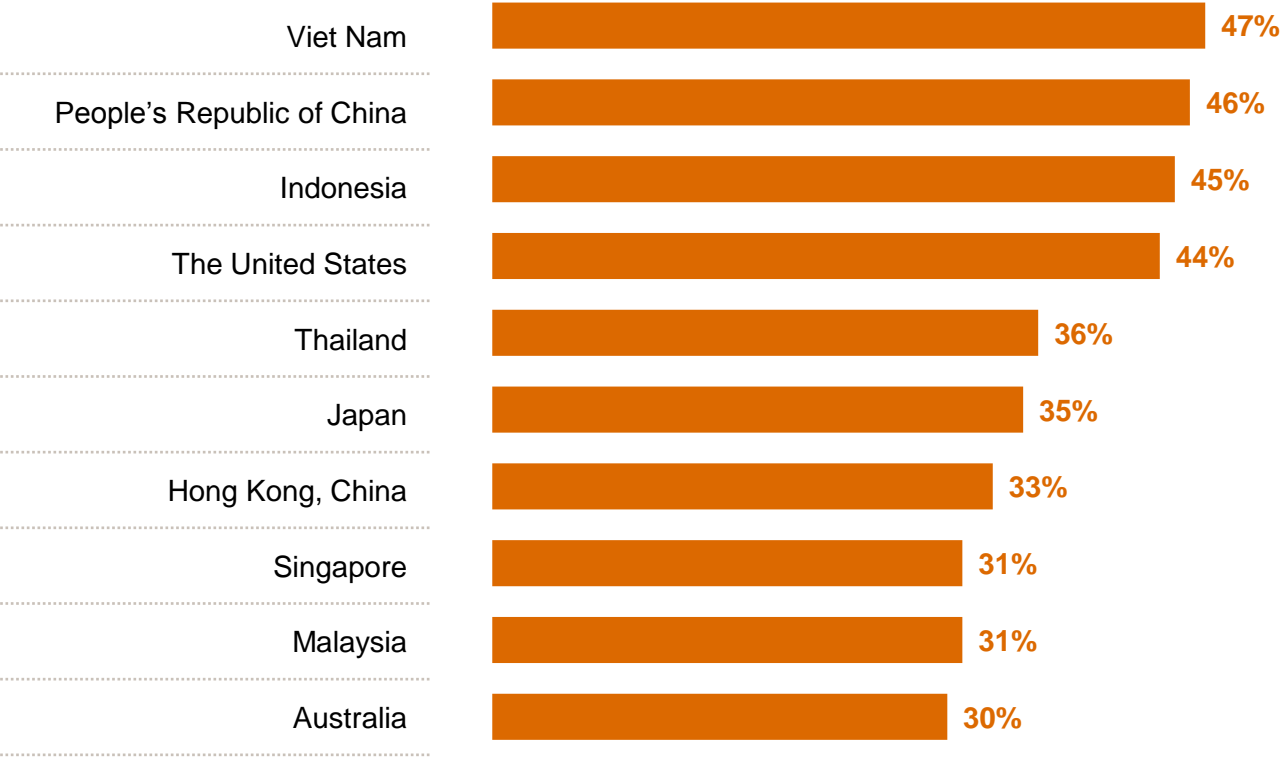
Base: Q4 - Indonesia CEOs 77, Don't know 5%. APEC CEOs 1412, Don't know 3%. **Q5 - Indonesia CEOs 42***(*Base size below 50 - please use results with caution). APEC CEOs 677. [Note: Showing mean score]

Source: PwC's APEC CEO Survey, 2017

Top ten APEC economies for planned increases in cross-border investments

Q6 - Now thinking of your footprint in APEC economies, will your business investments increase, stay the same or decrease over the next twelve months in each of the APEC economies?

Top 10 APEC economies to receive increased cross-border investment over the next 12 months (net increase)

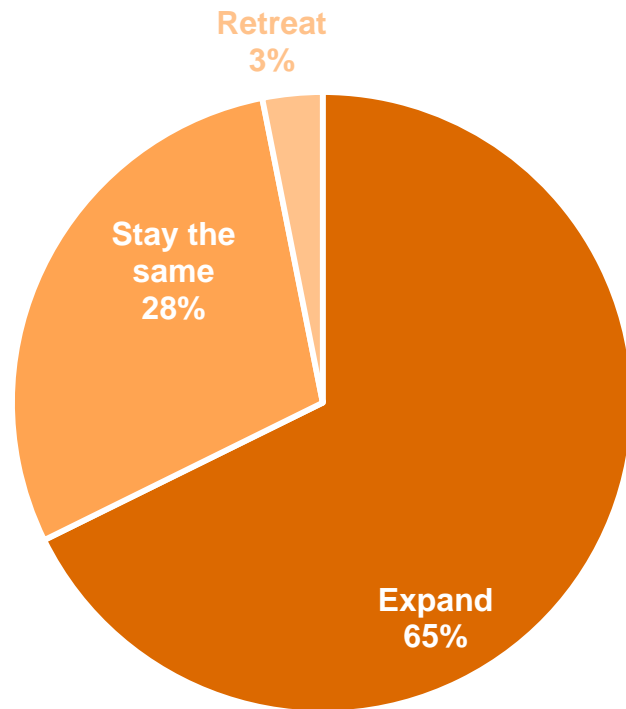


Q6: Now thinking of your footprint in APEC economies, will your business investments increase, stay the same or decrease over the next twelve months in each of the APEC economies?
Base: Cross-border investment - APEC CEOs 379-552. 'Net increase' refers to % 'increasing' their investment minus % 'decreasing' their investment. 'Increasing' includes those currently investing in the economy with plans to increase AND those planning to invest in the economy for the first time minus those who will decrease their investment. Percentages recalculated on respondents with a footprint in each relevant economy only
Source: PwC's APEC CEO Survey, 2017

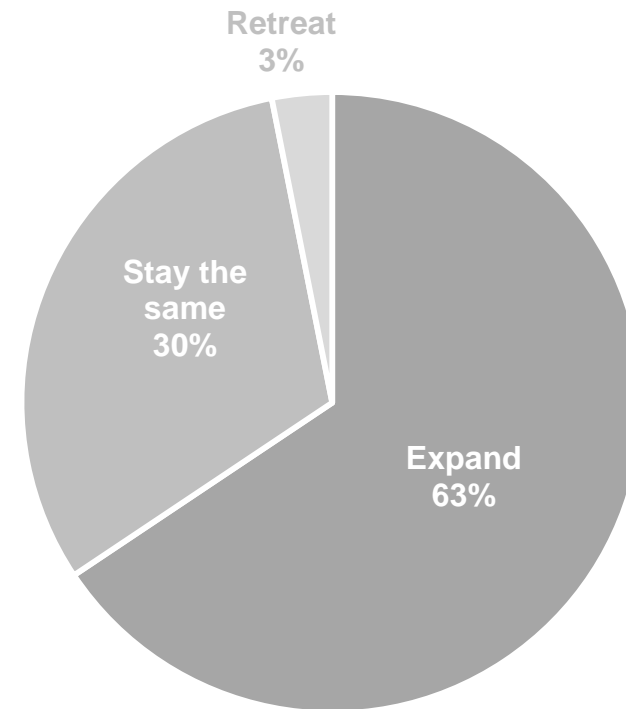
Global footprint

Q9 - Now thinking of your global footprint, do you expect it to expand, stay the same or retreat over the next 3 years?

Indonesia CEOs



APEC CEOs



Base: Indonesia CEOs 72, Don't know 4%. APEC CEOs 1333, Don't know 3%.

Source: PwC's APEC CEO Survey, 2017

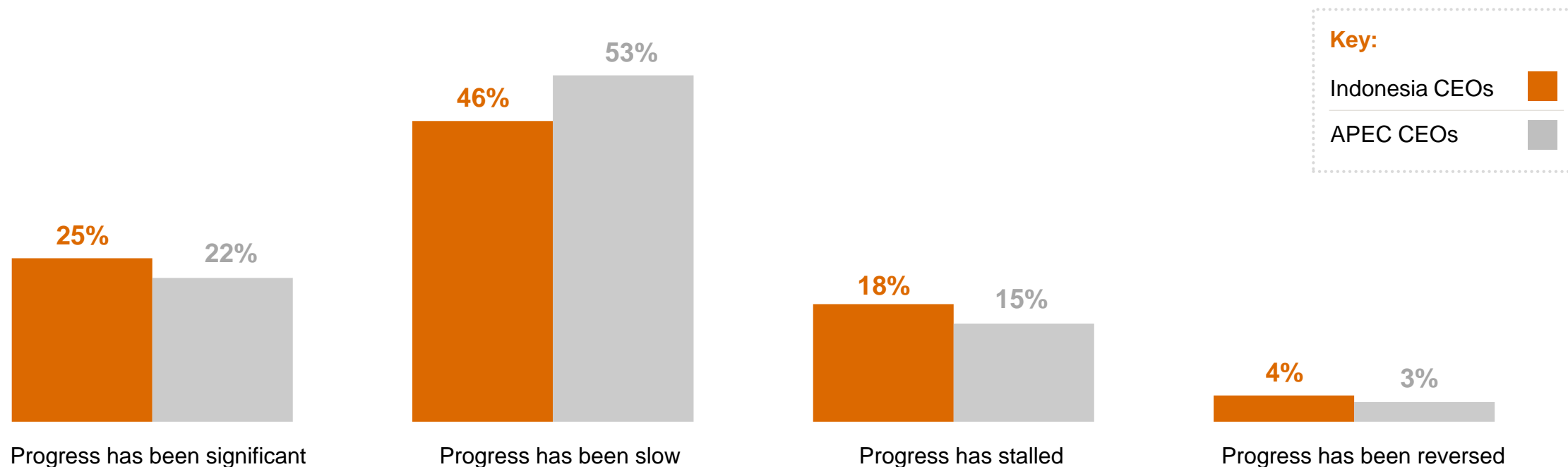
A world in transition

Strategising in a new global trade environment



Progress towards free trade across the Asia Pacific region in the last 12 months

Q10 - How would you assess the progress that has been made towards free trade across the Asia Pacific region in the last 12 months?

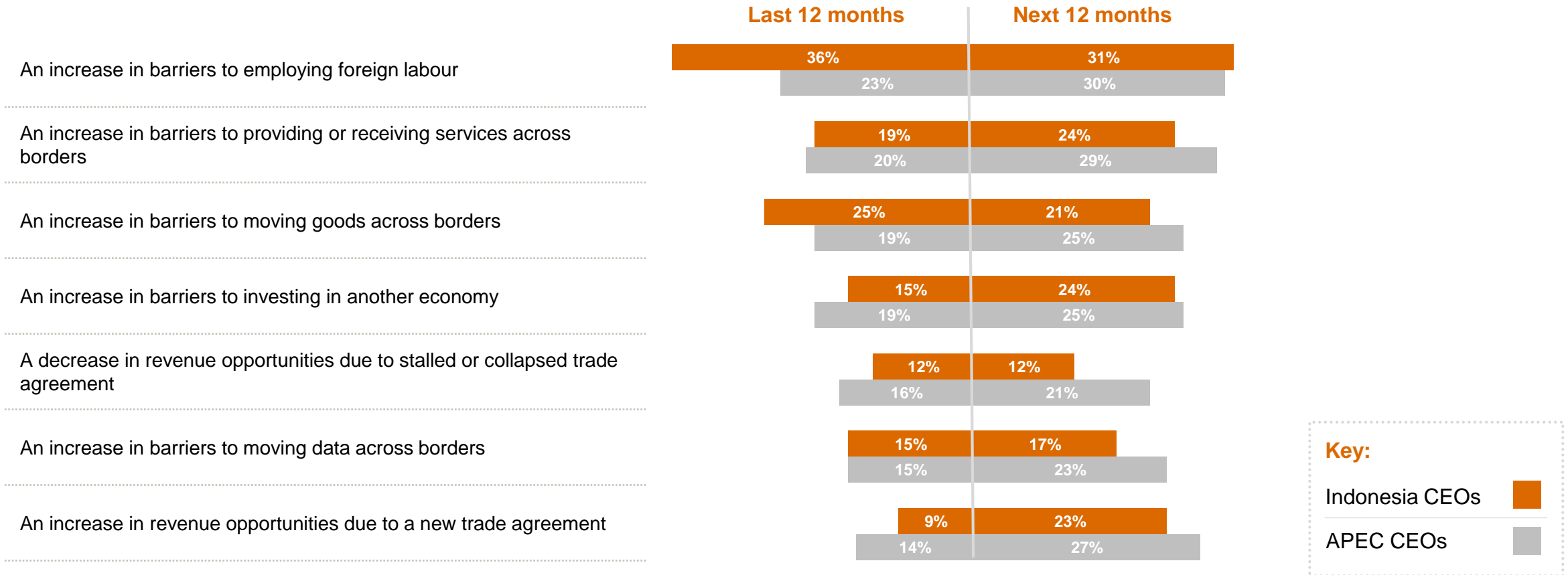


Base: Indonesia CEOs 72, Don't know 7%. APEC CEOs 1331, Don't know 7%.

Source: PwC's APEC CEO Survey, 2017

Changes to global trade environment

Q7 Which of the following changes have you experienced and expect to experience in the global trade environment in the last 12 months/next 12 months?

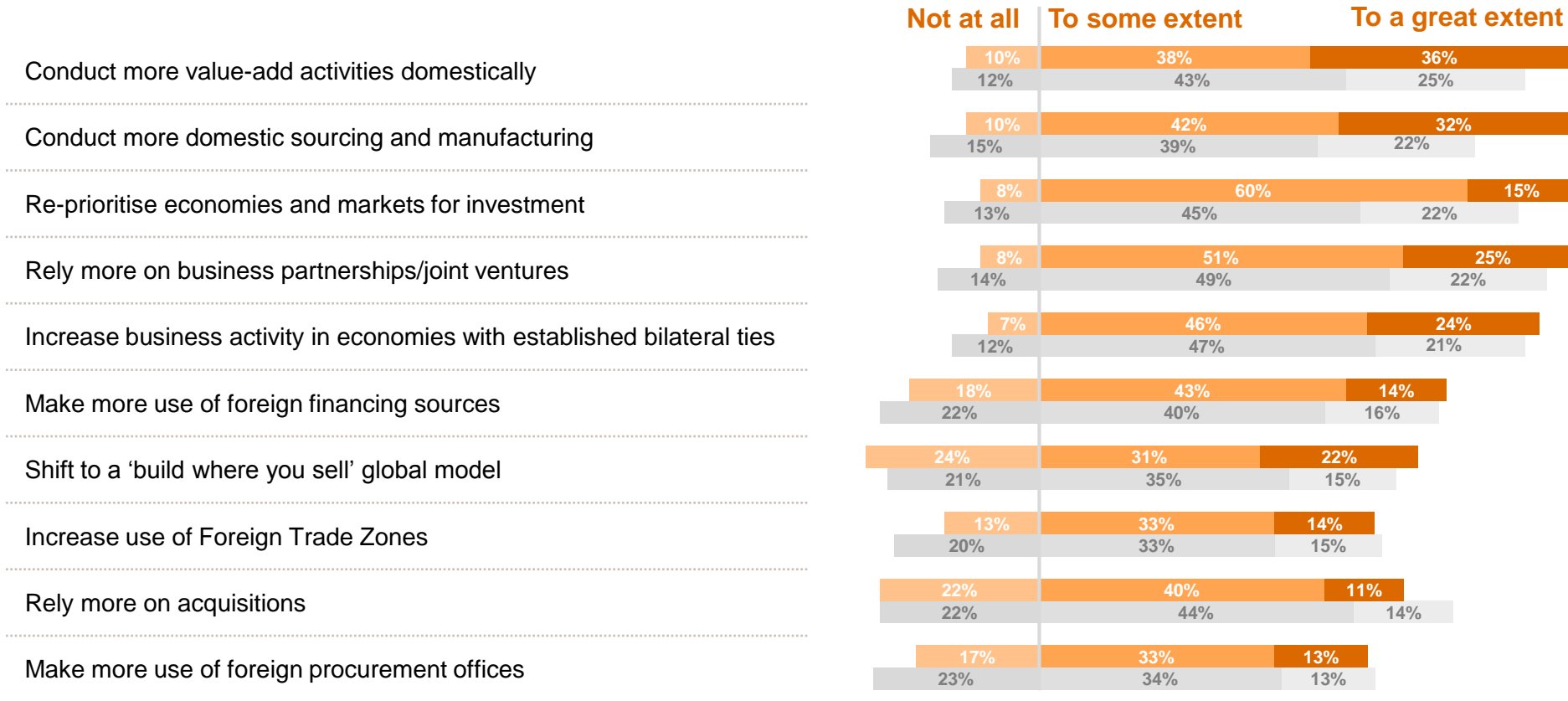


Base: Indonesia CEOs 75, Don't know 9%-12%, None of the above 15%-28%. APEC CEOs 1375, Don't know 9%, None of the above 15%-26%.

Source: PwC's APEC CEO Survey, 2017

How are CEOs adapting to secure growth overseas?

Q8 - To what extent will you adapt to secure growth in overseas markets given your view on policy directions in trade?



Key:

Indonesia CEOs (Orange)

APEC CEOs (Grey)

Base: Indonesia CEOs 72, Don't know 3%-18%, Not applicable 7%-28%. APEC CEOs 1336-1337, Don't know 5%-10%, Not applicable 9%-22%.

Source: PwC's APEC CEO Survey, 2017

A world in transition

Partnering for future success



Top 5 factors for selecting a strategic partner/joint venture

Q13 - Please rank the top 5 attributes you think are most important when considering a strategic partner/joint venture.

Indonesia CEOs		APEC CEOs
Product / Service quality and price	1	Industry / Marketing expertise / Transparent governance and operations*
Transparent governance and operations / Industry / Marketing expertise /Delivery and distribution capabilities *	2	-
-	3	Product / Service quality and price
-	4	Managerial talent
Managerial talent	5	Delivery and distribution capabilities

Note: * indicates joint ranking
Base: Indonesia CEOs 72, Don't know 0%. APEC CEOs 1323, Don't know 2%. [Note: Showing rank based on index analysis, excludes 'other' and 'don't know' responses]
Source: PwC's APEC CEO Survey, 2017

Top 5 factors for selecting a supplier


Q14 - Please rank the top 5 attributes you think are most important when considering a supplier.

Indonesia CEOs		APEC CEOs
Product / Service quality and price	1	Product / Service quality and price
Delivery and distribution capabilities	2	Delivery and distribution capabilities
Transparent governance and operations / Industry / Marketing expertise*	3	Industry / Marketing expertise* / Transparent governance and operations*
-	4	-
Design and technology capabilities	5	Design and technology capabilities

Note: * indicates joint ranking
Base: Indonesia CEOs 72, Don't know 5%. APEC CEOs 1320, Don't know 5%. [Note: Showing rank based on index analysis, excludes 'other' and 'don't know' responses]
Source: PwC's APEC CEO Survey, 2017

A world in transition

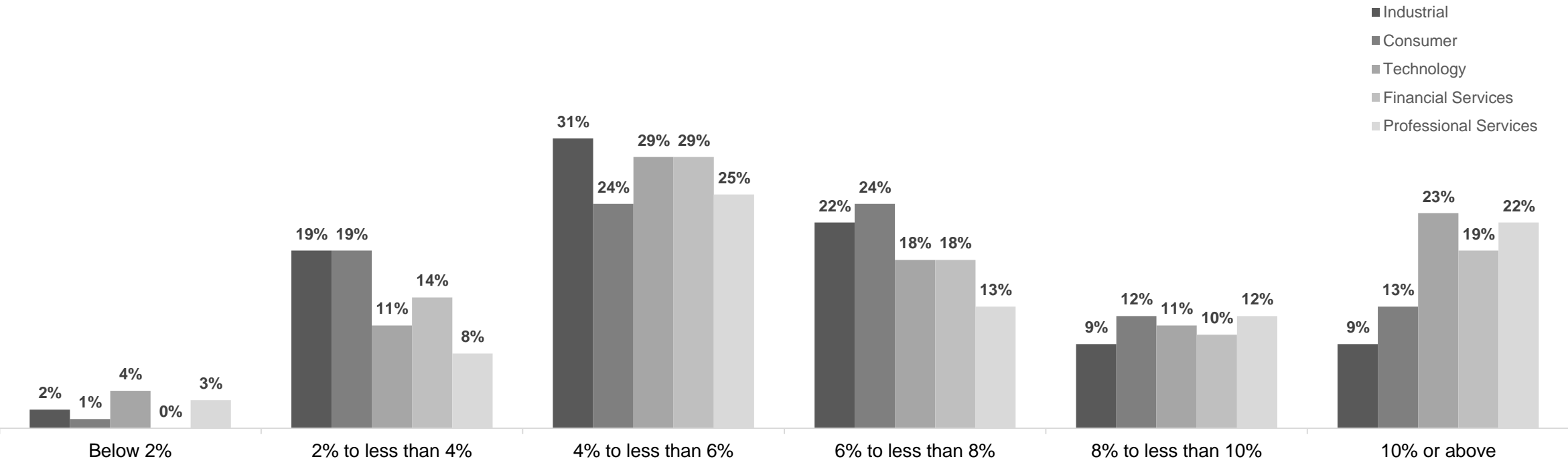
Outlook for business growth in China



Industry sector outlook for China’s economy over the next 3 years

Q11 Considering the outlook for the People’s Republic of China’s economy, what is your estimation of the average annual growth rate for your industry in China over the next 3 years?

APEC CEOs



Base: APEC CEOs Industrial 528, Don't know 8%. Consumer 278, Don't know 7%. Financial Services 220, Don't know 9%. Technology 142, Don't know 5%. Professional Services 60, Don't know 17%
Source: PwC's APEC CEO Survey, 2017

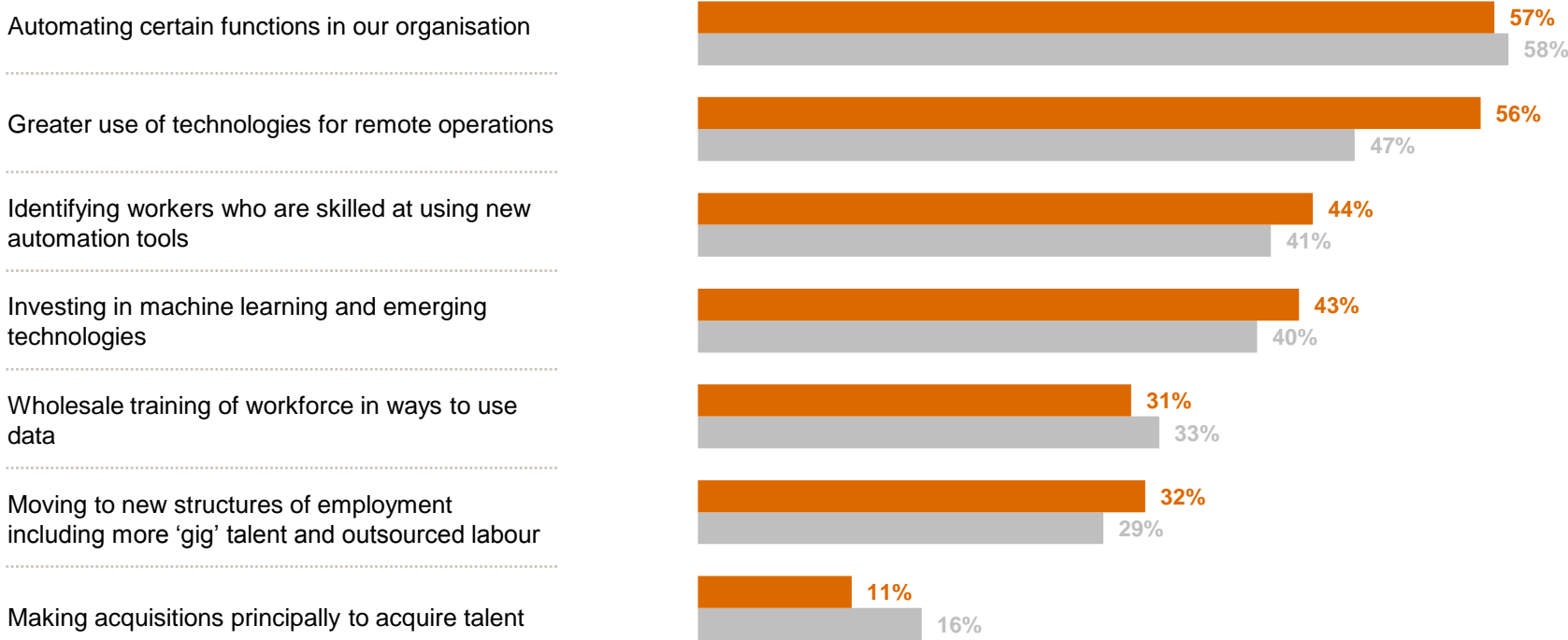
A world in transition

Managing digital transitions in the workplace



Current digital workforce strategies

Q15 Which of the following workforce strategies are you currently using to adapt to and profit in an increasingly digital age?



Key:

Indonesia CEOs

APEC CEOs

Base: Indonesia CEOs 72, Don't know 0%, None of the above 0%, Other 0%. APEC CEOs 1314 Don't know 2%, None of the above 4%, Other 1%.
Source: PwC's APEC CEO Survey, 2017

Top 5 digital workforce strategies over the next three years

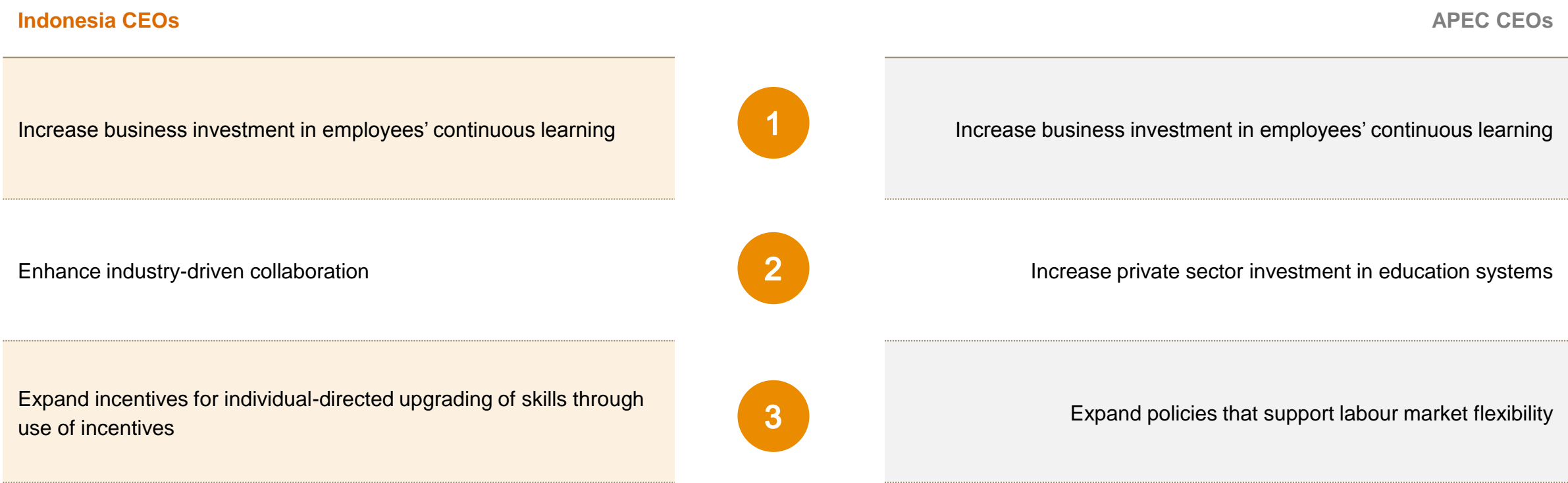
Q16 Please rank the top 5 workforce strategies that you believe will be the most effective for your organisation to adapt to and profit in an increasingly digital age over the next three years.

Indonesia CEOs		APEC CEOs
Automating certain functions in our organisation	1	Automating certain functions in our organisation
Identifying workers who are skilled at using new automation tools / Greater use of technologies for remote operations*	2	Identifying workers who are skilled at using new automation tools / Greater use of technologies for remote operations / Investing in machine learning and emerging technologies*
-	3	-
Investing in machine learning and emerging technologies	4	-
Moving to new structures of employment including more 'gig' talent and outsourced labour	5	Wholesale training of workforce in ways to use data

Note: * indicates joint ranking
Base: Indonesia CEOs 71, Don't know 0%, None of the above 0%. APEC CEOs 1308 Don't know 2%, None of the above 1%. [Note: Based on index analysis, excludes 'other' and 'don't know' responses]
Source: PwC's APEC CEO Survey, 2017

Top 3 most effective ways CEOs can help workers adapt to automation and jobs rebalancing

Q18 In your view, what are the most effective ways to help all workers in APEC economies adapt to an era of greater automation and jobs rebalancing?



Note: * indicates joint ranking
Base: Indonesia CEOs 70, Don't know 3%. APEC CEOs 1300 Don't know 3%. [Note: Based on index analysis, excludes 'other' and 'don't know' responses]
Source: PwC's APEC CEO Survey, 2017

A world in transition

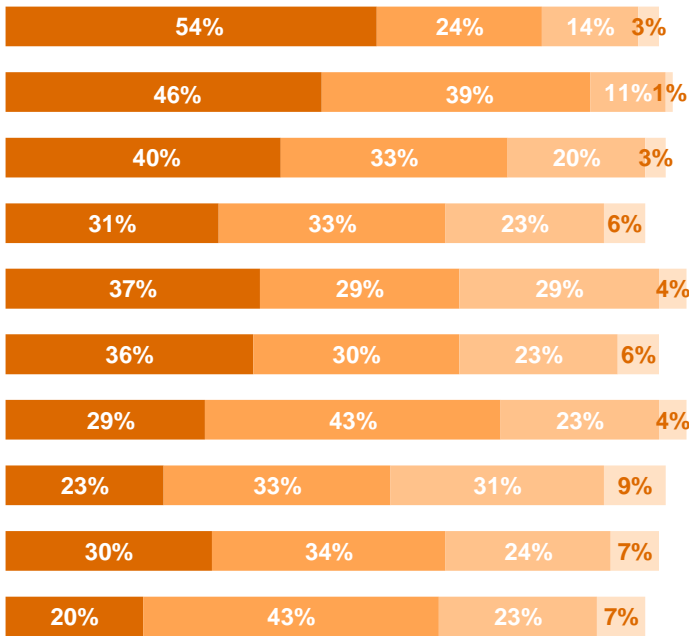
Role of APEC



What do CEOs consider APEC’s role to be?

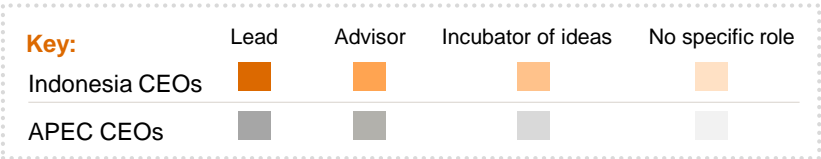
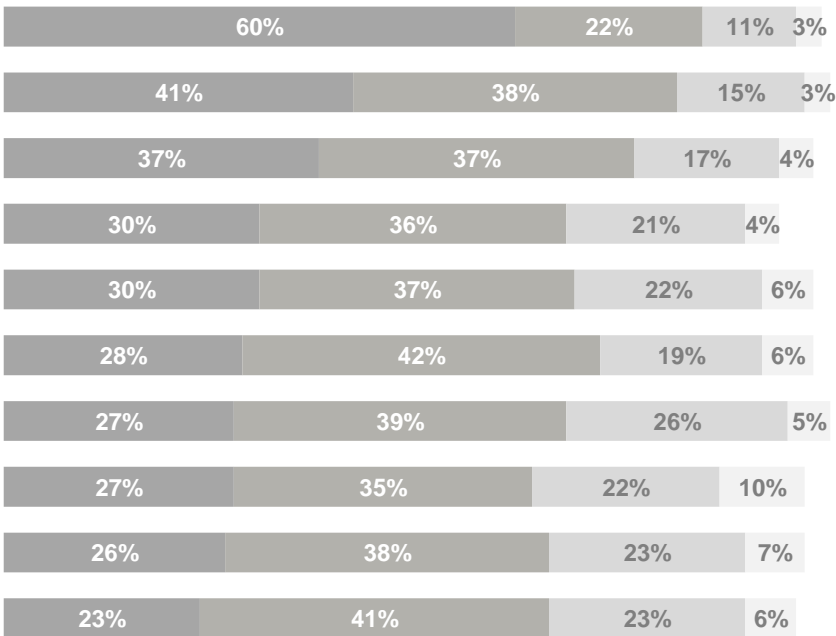
Q20 - In addressing the following priorities, what should APEC’s role be?

Indonesia CEOs



Base: Indonesia CEOs 70, Don’t know 1%-7%. APEC CEOs 1299, Don’t know 3%-9%.
Source: PwC’s APEC CEO Survey, 2017

APEC CEOs



A world in transition

Profile of survey respondents

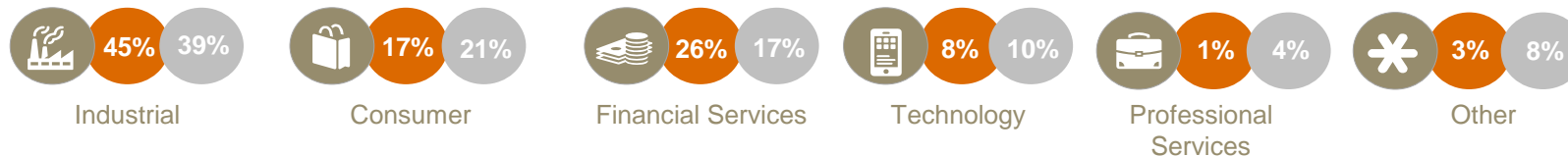


Profile of survey respondents

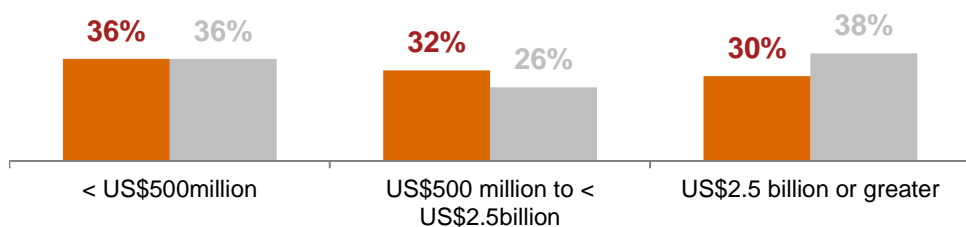
Gender



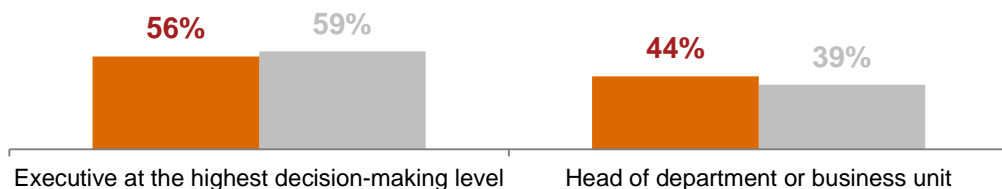
Sector



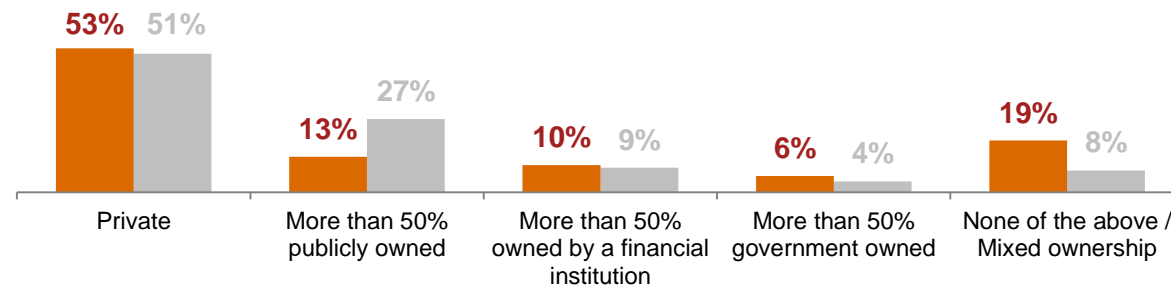
Revenue



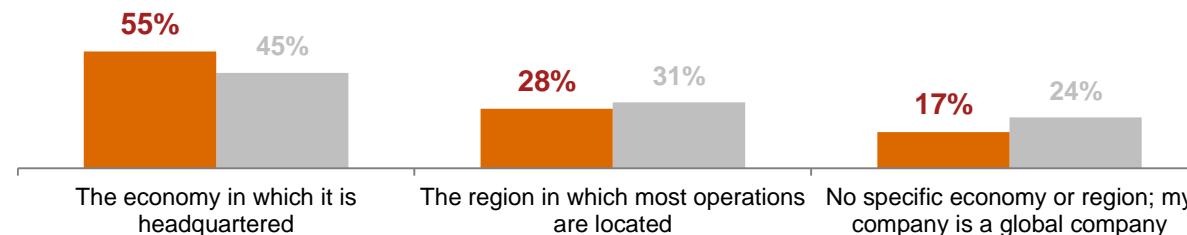
Principal role



Ownership structure



My organisation most identifies with....



Base: Indonesia CEOs 69-77. APEC CEOs 1297-1412

Source: PwC's APEC CEO Survey, 2017

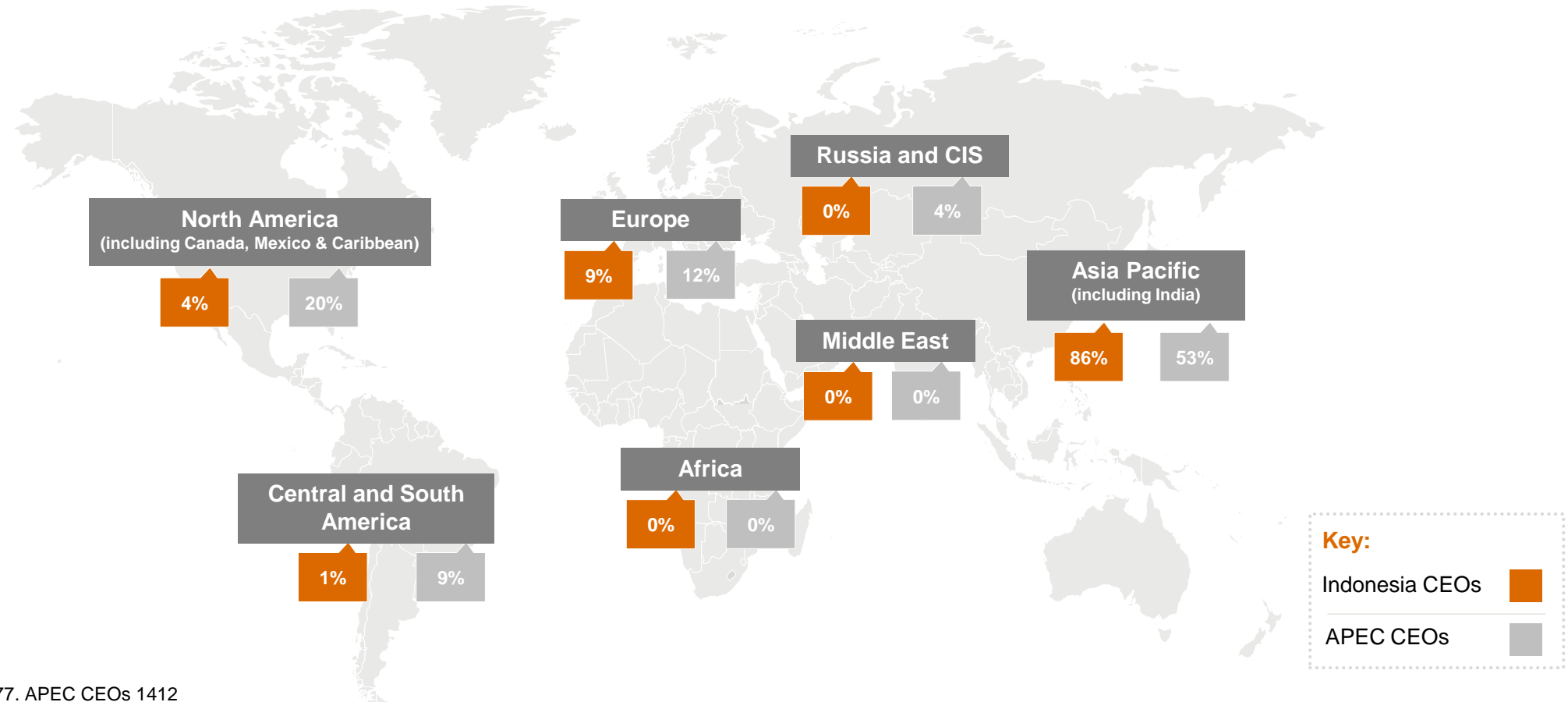
Key:

Indonesia CEOs

APEC CEOs

Region of global headquarters

D1 - Which region are your ultimate global headquarters based in?

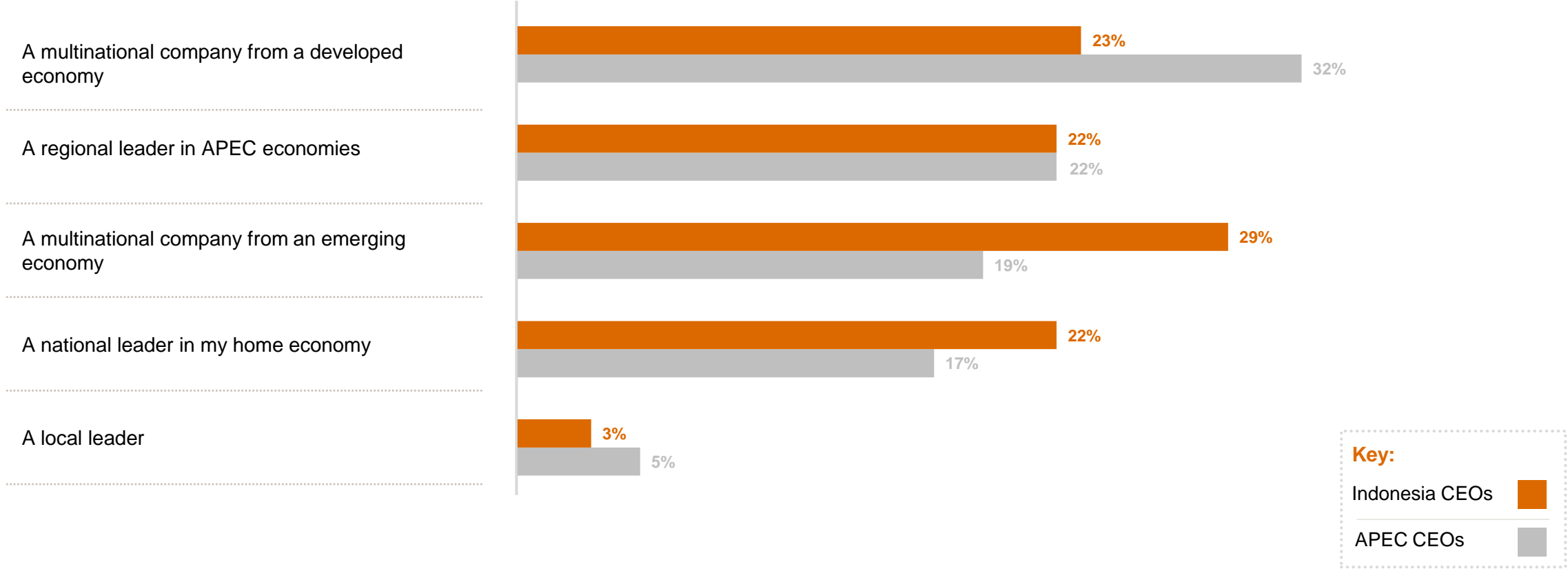


Base: Indonesia CEOs 77. APEC CEOs 1412

Source: PwC's APEC CEO Survey, 2017

Leading company in organisation’s competitive set

D9 - Thinking about your competition over the next 3-5 years, which would you characterise as the leading company in your competitive set?



Base: Indonesia CEOs 69, Don't know 1%, None of the above 0%. APEC CEOs 1297, Don't know 2%, None of the above 3%.
Source: PwC's APEC CEO Survey, 2017

Further information

We surveyed industry leaders from 9 May to 14 July 2017 for the PwC 2017 APEC CEO Survey. We also conducted in-depth interviews with CEOs and other top corporate officers and business specialists. We used an online and paper methodology to achieve 1412 valid responses from CEOs and industry leaders, with responses scored from each of the 21 APEC economies. The 21 APEC member economies are: Australia, Brunei Darussalam, Canada, Chile, People's Republic of China; Hong Kong, China; Indonesia, Japan, Republic of Korea, Malaysia, Mexico, New Zealand, Papua New Guinea, Peru, The Philippines, Russia, Singapore, Chinese Taipei, Thailand, The United States and Viet Nam. This multilingual survey was made available in six languages: English, Simplified Chinese, Vietnamese, Japanese, Korean and Spanish. Note: Not all figures add up to 100% due to rounding.

For enquiries about the research methodology, please contact:

Cliona O'Beirne

PwC Research

Cliona.a.obeirne@pwc.com

+4428 90 41 5229



This publication has been prepared for general guidance on matters of interest only, and does not constitute professional advice. You should not act upon the information contained in this publication without obtaining specific professional advice. No representation or warranty (express or implied) is given as to the accuracy or completeness of the information contained in this publication, and, to the extent permitted by law, PricewaterhouseCoopers LLP, its members, employees and agents do not accept or assume any liability, responsibility or duty of care for any consequences of you or anyone else acting, or refraining to act, in reliance on the information contained in this publication or for any decision based on it.

© 2017 PricewaterhouseCoopers LLP. All rights reserved. In this document, "PwC" refers to PricewaterhouseCoopers LLP which is a member firm of PricewaterhouseCoopers International Limited, each member firm of which is a separate legal entity.