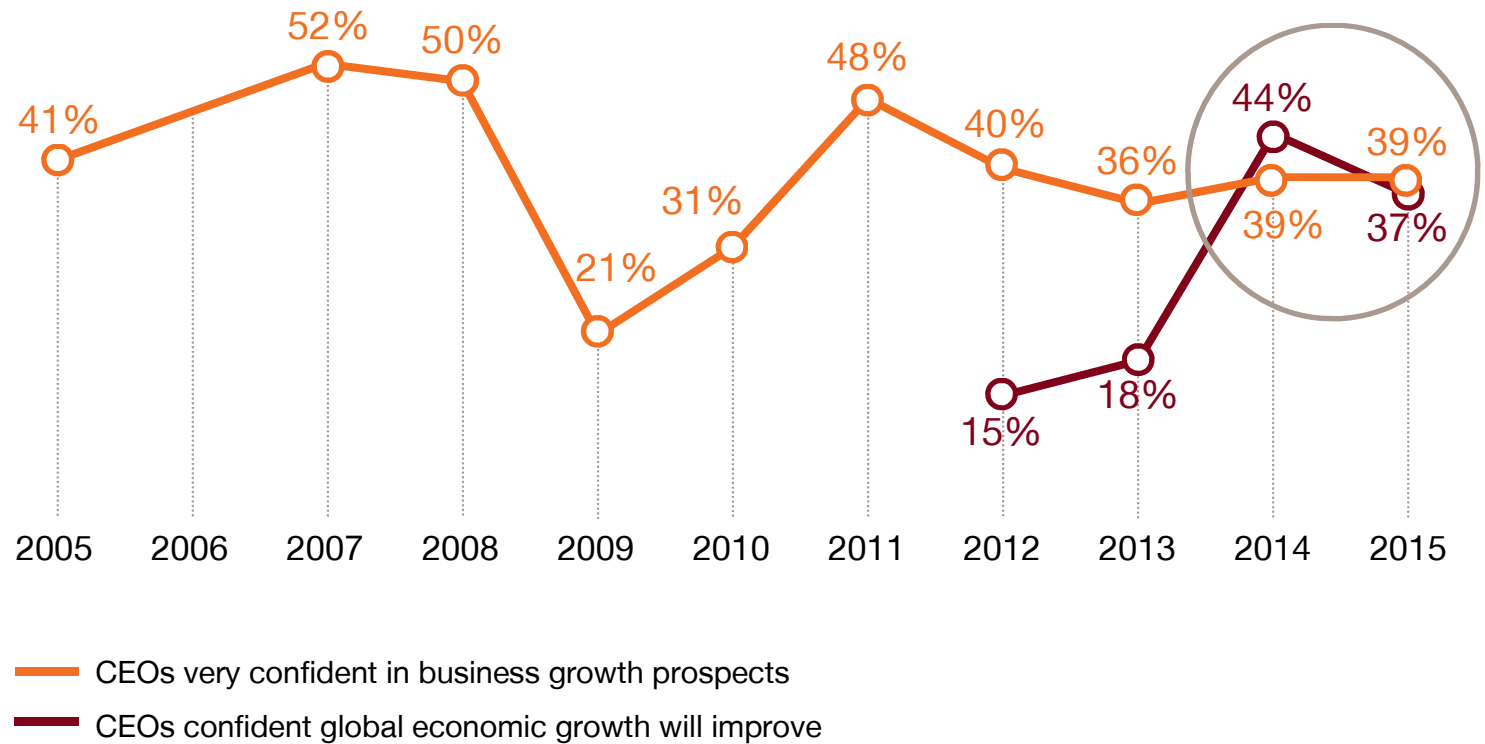


# ***CEOs more confident about their company's prospects than about global economic growth***

Q: How confident are you about your company's prospects for revenue growth over the next 12 months?  
Do you believe global economic growth will improve, stay the same or decline over the next 12 months?



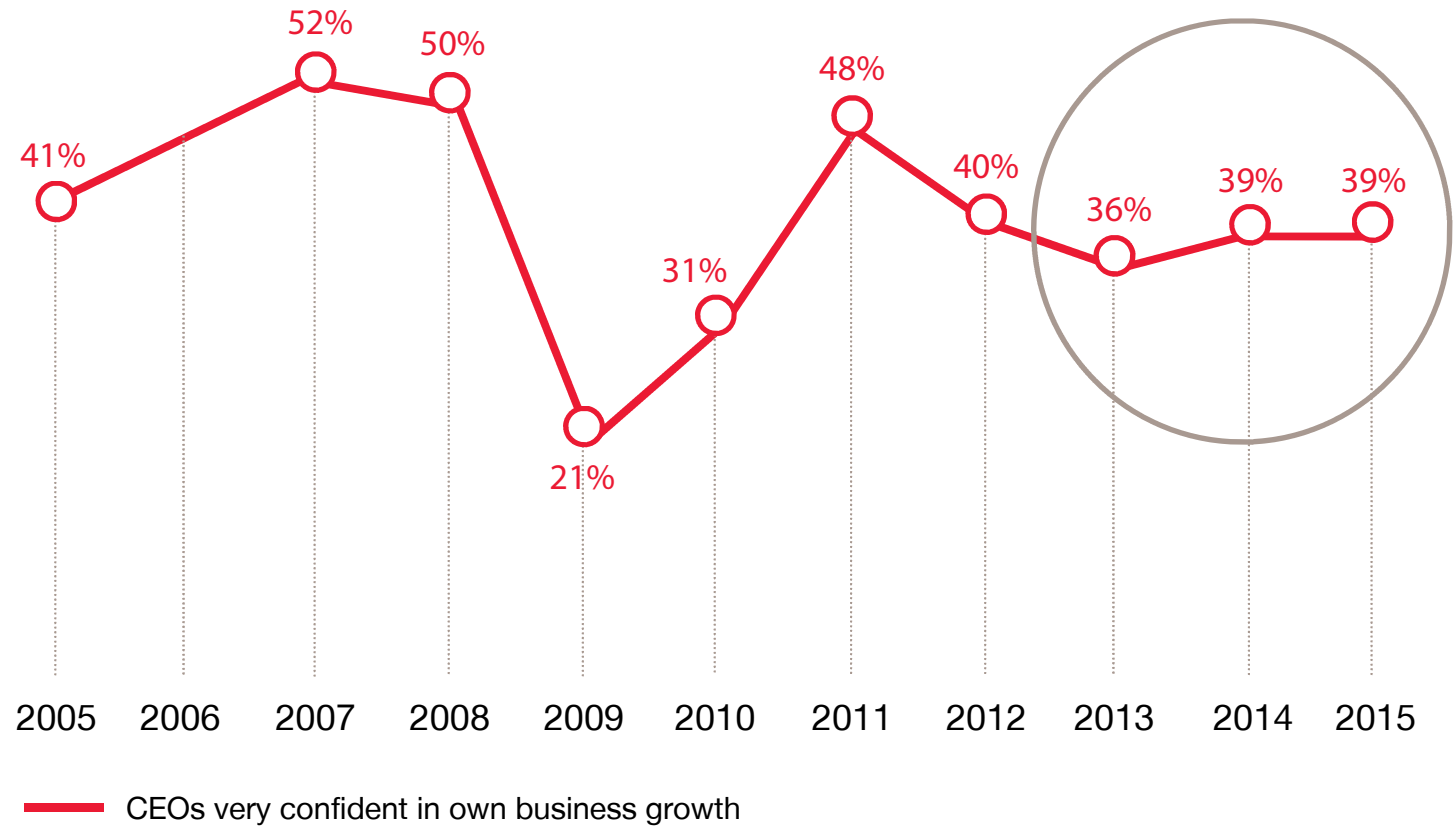
Base: All respondents (2015=1,322; 2014=1,344; 2013=1,330; 2012=1,258; 2011=1,201; 2010=1,198; 2009=1,124; 2008=1,150; 2007=1,084; 2006 (not asked); 2005=1,324). Note: In previous years, respondents were asked 'Do you believe the global economy will improve, stay the same or decline over the next 12 months?'

Source: PwC 18th Annual Global CEO Survey

© 2015 PwC. All rights reserved.

**CEO  
confidence  
in their  
company's  
growth  
remains  
steady**

Q: How confident are you about your company's prospects for revenue growth over the next 12 months?



Base: All respondents (2015=1,322; 2014=1,344; 2013=1,330; 2012=1,258; 2011=1,201; 2010=1,198; 2009=1,124; 2008=1,150; 2007=1,084; 2006 (not asked); 2005=1,324)

Source: PwC 18th Annual Global CEO Survey

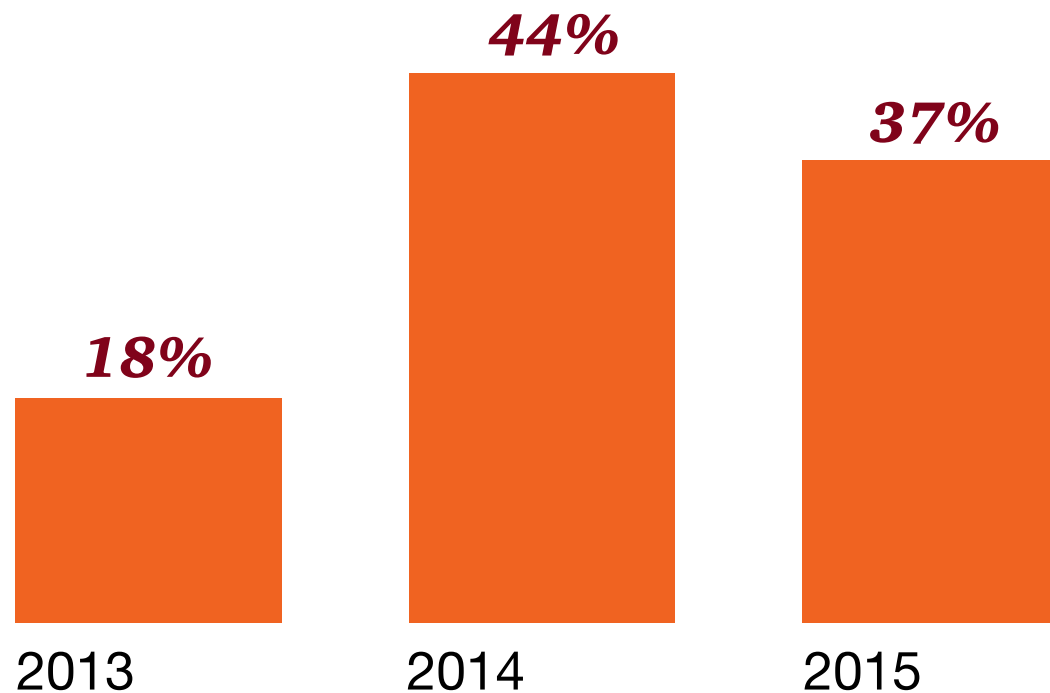
© 2015 PwC. All rights reserved.



***CEOs less optimistic about global economic growth for 2015***

Q: Do you believe global economic growth will improve, stay the same or decline over the next 12 months?

Respondents who stated global economic growth will improve (%)



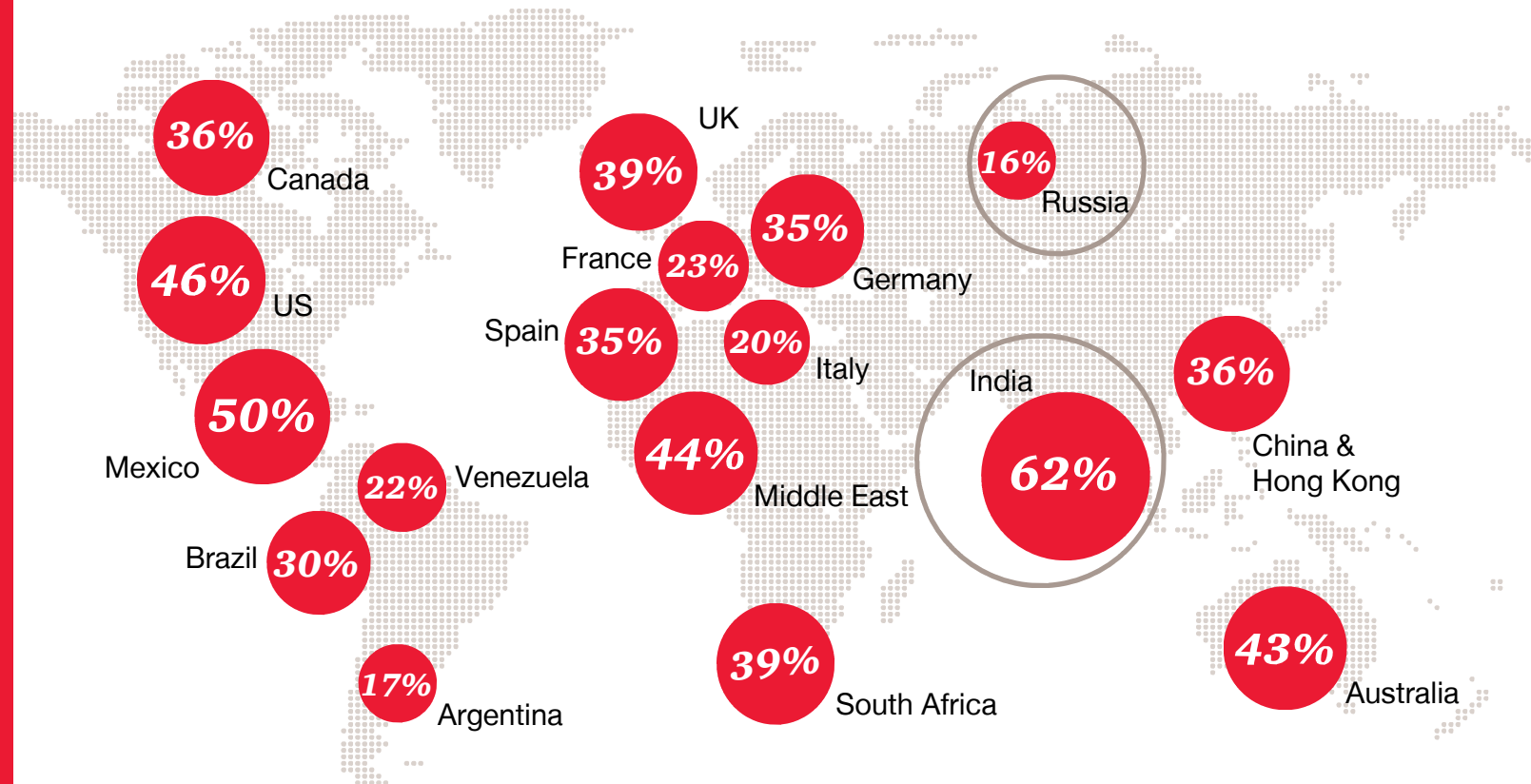
Base: All respondents (2015=1,322; 2014=1,344; 2013=1,330). Note: In previous years, respondents were asked 'Do you believe the global economy will improve, stay the same or decline over the next 12 months?'

Source: PwC 18th Annual Global CEO Survey

© 2015 PwC. All rights reserved.

***Indian  
CEOs top  
the list,  
while  
Russian  
CEOs go  
from most  
confident  
in 2014 to  
least in  
2015***

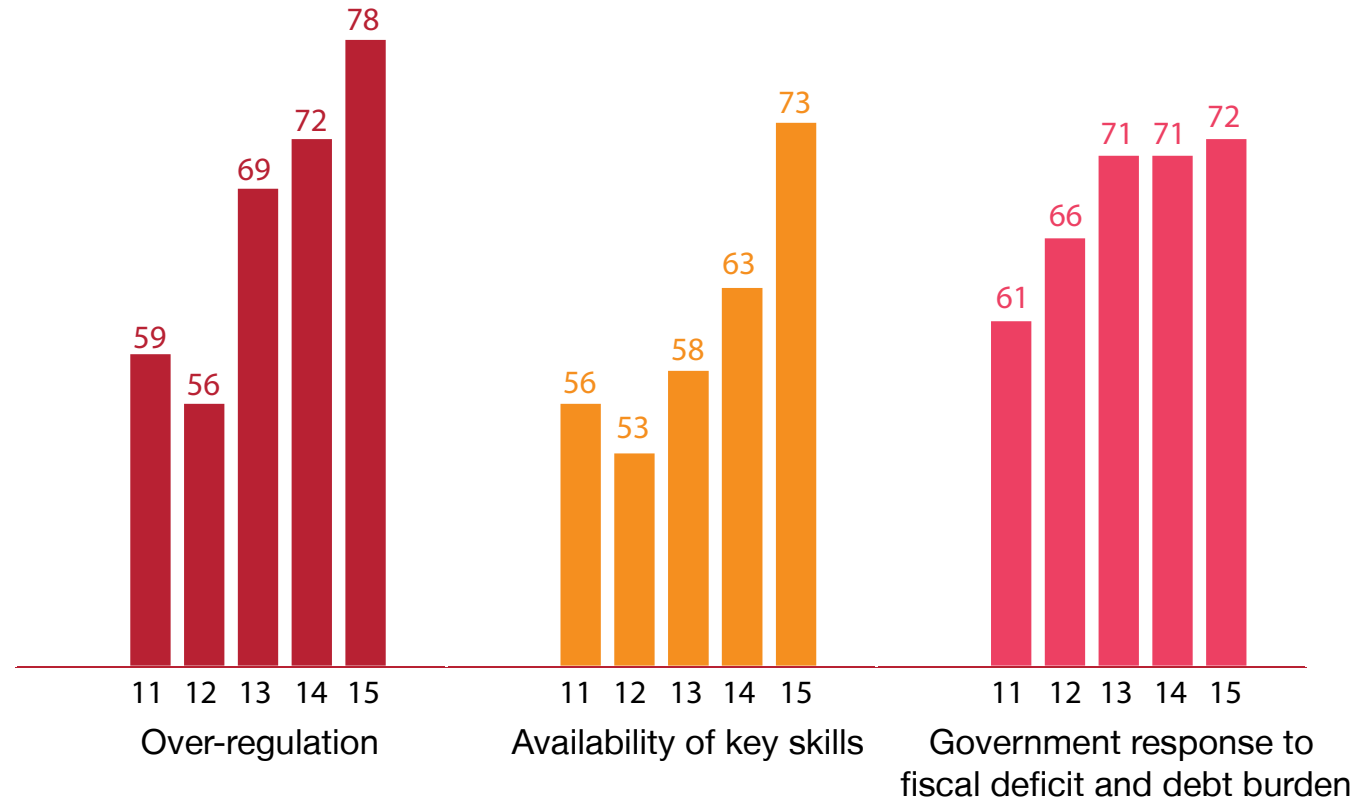
Q: How confident are you about your company's prospects for revenue growth over the next 12 months?  
Respondents who stated 'very confident' (%)



***Over-regulation  
tops the list  
of concerns  
and reaches  
a record  
high***

Q: How concerned are you about the following potential economic, policy, social and business threats to your organisation's growth prospects?

Respondents who stated 'extremely' or 'somewhat concerned' (%)



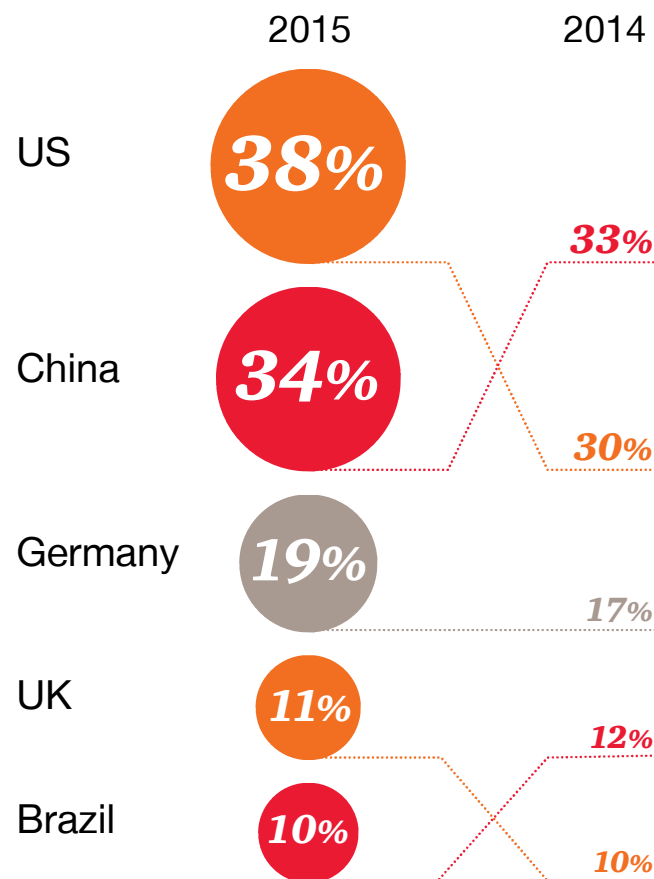
Base: All respondents (2015=1,322; 2014=1,344; 2013=1,330; 2012=1,258; 2011=1,201)

Source: PwC 18th Annual Global CEO Survey

© 2015 PwC. All rights reserved.

***US  
overtakes  
China as the  
most  
important  
overseas  
growth  
market for  
CEOs***

Q: Which countries, excluding the one in which you are based, do you consider most important for your overall growth prospects over the next 12 months?



Respondents who stated 'extremely' or 'somewhat concerned' (%)

Base: All respondents (2015=1,322; 2014=1,344)

Source: PwC 18th Annual Global CEO Survey