

Feeling the Effects of the Videoquake

Changes in how we consume video content

pwc.com/cis


Consumer Intelligence Series



Research Methodology

We set out to explore the many ways in which video content consumption has changed over the past year and what this means for consumers and the industry at large.

To do this, we worked with BAV Consulting, a global leader in research and insights that's home to the largest and leading quantitative, empirical study of brands and consumers.



We sampled 1,024 consumers via an online survey to explore consumer attitudes toward video content and corresponding behavioral shifts.

Survey:

We sampled 1,024 consumers via an online survey to explore consumer attitudes toward video content and corresponding behavioral shifts. For year over year comparison, we analyzed this study against a similar 1,008 person study we conducted in the fall of 2013.

Focus Groups:

We conducted two focus groups with consumers—ages 21 to 34 and 35 to 49 years old, respectively—in Los Angeles in September 2014.

Social Listening:

PwC created a search of relevant key words, fine-tuning based on results, and then analyzed the data against situational context. Over a three month period we examined social media mentions, analyzing them for insight into how consumers consume video content. ■

The Videoquake is Here



There's a shakeup happening with video content—one that's being felt across the industry and around the country. Over the past year, there have been marked changes in how, where and the intensity with which we consume television and video.

Increasingly, consumers are rethinking how they access video content, with more and more people subscribing to direct-to-consumer online streaming services, on-demand, and alternative forms of television—and moving away from the bundle.

“Four channels and Netflix—that’s all I need.”

– Female, age 21 to 34

As a result, the dynamics of consumption are changing. Expectations of programming are higher—there is now an abundance of quality programming. “Binge viewing” is a common practice, with viewers watching episodes back to back for a more prolonged, engaging experience. And second screening continues to boost connectivity, leading viewers to engage more with both programming and likeminded viewers.

“With regular TV, there are so many channels I don’t watch. But having Netflix and HBO and all that, I know specifically what I want to watch, so I find myself watching so much more of it.”


– Male, age 21 to 34

What does all this mean? TV is now competing with film more than ever. This is a wake-up call not just for cinemas and film studios, but also for traditional cable and satellite players and anyone involved in video content production and distribution. The shift is here—alternative forms of video content will continue to rock not only what we watch, but how, where and with whom. ■

From tremor to quake:

Changes in video content consumption, 2013 - 2014

Cable subscriptions dropped 6% among viewers under the age of 35



Age Group: Percentage of Cable Subscriptions:



Alternative video services saw a sharp increase in subscription rates among existing Pay TV subscribers.

from 2013 - 2014:

Netflix saw an increase of

25%

Amazon Prime saw an increase of

14%

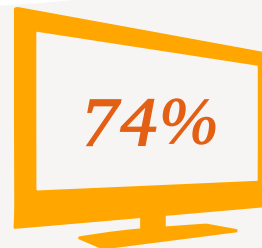
Hulu saw an increase of

3%



More people access video content from the Internet than ever before:

66% in 2013 **71%** in 2014



74% of viewers say that original programming is either very important or somewhat important to them—up from 63% in 2013.



The Rise in Alternative Viewing

Changing how we access content

Netflix continues to lead the charge.

Once disparaged by traditional distributors for breaking the mold, Netflix has not only proven that video content can reliably be delivered over the web and mobile—they've also proven that consumers are eager to embrace it. The pioneer streaming service continues to expand its footprint.

According to Netflix's Q3 2014 earnings report, the service has 37.22 million members in the US, up from 31.09 million members a year ago—reflecting nearly 20% growth. Our data shows even higher increases among existing Pay TV subscribers: 65% of Pay TV subscribers say they now have Netflix, up from 41% in 2013.

Notably, Netflix's penetration is not just among tech-inclined millennials—between 2013 and 2014, subscriptions nearly doubled among consumers age 35 to 49 and nearly tripled among those age 50 to 59.

Other emerging players saw year-over-year growth amongst our participants, too. Among Pay TV subscribers, Amazon Prime subscriptions jumped from 18% of households to 32%. Hulu subscriptions increased from nearly 8% to more than 11%. While iTunes did not share in this dramatic growth, its subscription base saw a slight uptick from 16% to nearly 18% of households.

Cable incumbents are making the leap.

As Netflix drives the reach of alternative viewing, traditional players are not sitting idly. In October 2014, HBO, Univision and CBS all announced plans for standalone streaming services.

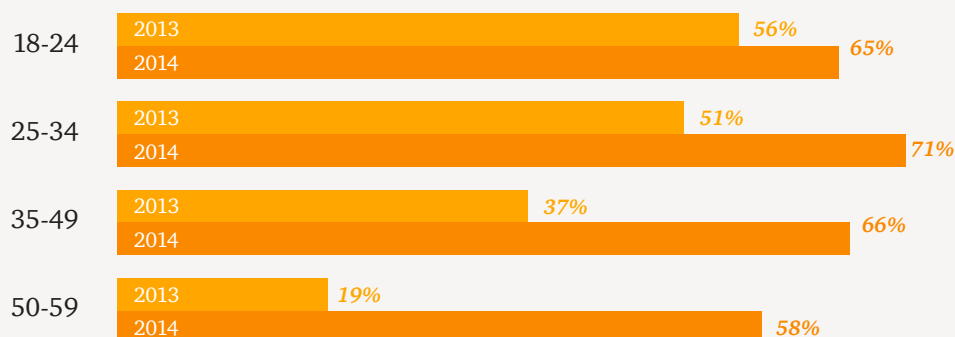
In a call with investors, HBO CEO Richard Plepler labeled the move “the most exciting inflection point in the history of HBO,” and declared that the time has come “to remove all barriers to those who want HBO.”

But the decision to embrace standalone streaming isn't just about removing barriers for consumers—it's also about dismantling barriers for the programming provider. Notably, some of the newer offerings will now directly connect with consumers. If streaming directly to consumers, HBO, CBS and Univision may have access to consumer sentiment in real time—viewer data that can be mined for insights to aid new content development, down to even the most precise details, like choice of title, color and cover for programming.



71% of Pay TV subscribers ages 25-34 have Netflix

Age Group: **Percentage of Pay TV subscribers with Netflix, 2013 vs. 2014**



Source: BAV Consulting, 2014

Video Content Rivals Cinema

Quality of content has dramatically improved

The Walking Dead. Breaking Bad. House of Cards. Mad Men. We are living in what's referred to as the newly defined 'Golden Age of Television,' or at least one that seems to be consistently—and credibly—vying against movies for elite entertainment status.

The improved quality of programming and video content is in part due to the proliferation of channels over the past decade. According to Nielsen, the average American household now receives nearly 190 channels, up from 129 in 2008. This competition has made better content a necessity as each channel tries to justify its viewership around a few key shows, using those to lure viewers in and then heavily marketing the rest of the lineup while they're watching.

In 2013, when we asked consumers to rate the importance of original programming, 63% rated it as very important or somewhat important. In 2014, that figure jumped to 74%. And 73% of viewers say that, increasingly, watching TV is often as good as going to the movies.

Of course, providers like HBO have always been promoters of original programming, with inherent advantages built into its fee-based revenue model that allowed it to create sophisticated, acclaimed series. Now, with streaming services in place, Pay TV channels are compelled to make shows that are even better so that they can lure the attention of viewers. So too are the streaming services themselves—which is why providers like Netflix are consistently mining viewer data for insights that can lead to stronger programming. According to GigaOm, Netflix examines 30 million “plays” a day (including pauses, rewinds and fast forwards), four million ratings, and three million searches—plus details like time of day for viewership and type of viewing device.

Hulu jumped on the original content bandwagon this year with its launch of “Deadbeat,” a supernatural comedy series that has been renewed for a second season. Likewise, Amazon.com boosted spending on its original programming—including shows such as Alpha House and Transparent—shelling out more than \$100 million in Q3 alone, a significant increase over its spending in 2013.



73% of viewers say that, increasingly, watching TV is often as good as going to the movies

“There’s so much more content right now. There are fantastic things out there.”

–Male, age 35 - 49

Even with video, there can be too much of a good thing.

Call it an embarrassment of riches or a good problem to have, but one thing is clear—the abundance of quality content is overwhelming. The number of television shows has proliferated far faster than the amount of time we can dedicate to watching them.

According to Nielsen, during the 2006-2007 television season, the average American viewer watched 4 hours and 34 minutes of television a day. Today, the daily average is roughly five hours. That's about a 10% increase over seven years, while the number of scripted dramas available to watch on premium and basic cable alone has increased by more than 275%—a figure that swells even larger when accounting for all over the top programming.

The reality is this: While video content continues to get better, there are fewer people who have the necessary time available to consume it. In our focus groups, we heard again and again that although consumers are immensely enjoying the content available to them, they often find that it's hard to keep up with all of the popular shows. 71% of consumers agreed with the statement, “The amount of TV content available is overwhelming,” and 61% agreed that “There are too many shows to watch, and not enough time to watch them.”

“Sometimes I call watching TV my part time job.”

—Female, age 35 - 49

As a result, consumers are far more judicious about what they choose to watch. 73% agree that “deciding whether or not to watch a new show carries higher weight because of the time investment it will take to watch the series,” and 84% agree with the statement that “I am pickier about what I choose to watch.” ■



71% of consumers agreed “The amount of TV content available is *overwhelming*.”

61% agreed “There are *too many shows to watch*, and not enough time to watch them.”

Video Content & Social Dynamics

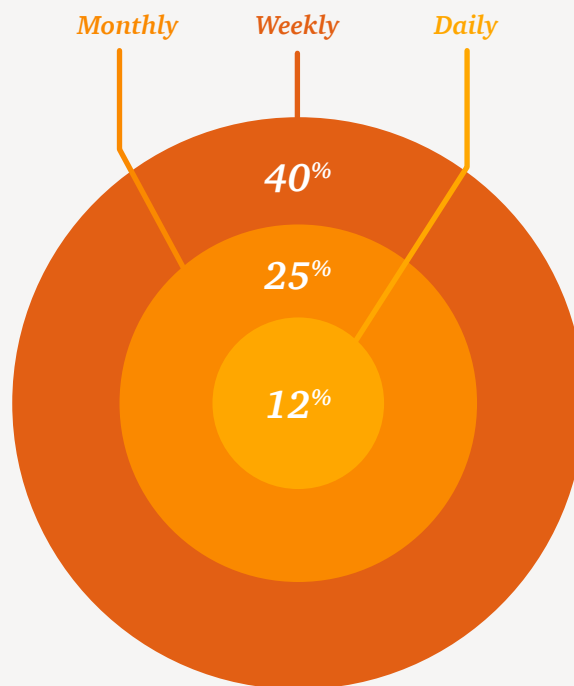
Binge viewing is socially accepted—and encouraged

Part of the reason for increased “pickiness” among viewers today is the lure—or threat—of binge-viewing. In our survey, 50% of adults self-identified as a binge-viewer. And the intensity of their “binging” is increasing: 55% said they binge view more frequently than they did last year. 60% of viewers said they watch three or more episodes of TV in a row at least once a month. Millennials seem to binge most frequently—53% of 18-24 year olds say they binge on a daily or weekly basis.

Binge-watching is now so entrenched in our cultural vernacular that it was a contender for the Oxford Dictionary’s 2013 word of the year (ultimately trumped by the even more widely prevalent “selfie”). Last December, Netflix released a study that looked at how people watched 10 of its popular shows. According to the study, regardless of the show, patterns in the pace at which people binge were consistent. In general, roughly 50% of the viewers studied finished a season (up to 22 episodes) within one week.

“I want to know what’s happening in the show, so I just sit there and the next thing I know, 3 hours have gone by.”

–Female, age 21 - 34



Binge Viewership, Ages 18-24

The Couch Potato is now a Couch Octopus.

Binge viewing may be a big trend—but it’s not an entirely isolating experience. For one, “marathon viewings” are popular events, friends gathering together for a shared indulgence. Shows like Game of Thrones, Walking Dead and House of Cards are becoming important social connectors. Driven partly by intrigue and partly by a fear of missing out, consumers are eager to ‘join the conversation.’

The social conversation is happening both in person and online, and second screening is now an integral part of the viewing experience. In our survey, 62% of consumers said they “Always” “Sometimes” or “Usually” use their mobile devices while they are watching TV. And social motives were the top reasons to engage with a second screen: 70% of consumers said they are using them to text during a show.

While there is a strong pull towards second screening, much of it is casual banter between friends and peers across social networks and other communication channels. Our research indicated that while shows are producing more formal second screening content—such as microsites and fan pages—these tactics are less engaging to viewers than more informal social chatter. ■

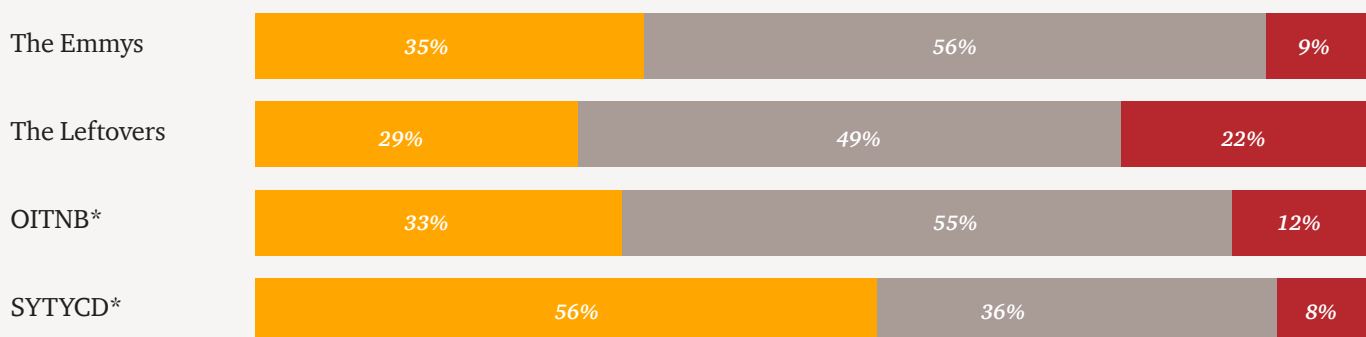
“While I watch an awards show, or a show like Scandal that has a big Twitter following, doing whatever I’m doing on my second screen is complementing what I’m watching on my first screen, it’s not competing with it.”

–Female, age 21 - 34

Social Media: Friend or Foe to the TV-Watching Experience?



On one hand, social media is making video content consumption more engaging, particularly for viewers age 18 to 24, 53% of whom say they use a second screen to access and view social networks while they are watching TV, versus 45% of 25 to 34 year olds, 36% of 35 to 49 year olds, and 28% of 50 to 59 year olds.



On the other hand, social media can be a video content spoiler. A 2014 Netflix survey found that 42% of men and 26% of women have admitted to spoiling a show for their coworkers.

■ Positive ■ Neutral ■ Negative

*OITNB = Orange Is The New Black, SYTYCD = So You Think You Can Dance

The Cable Conundrum

Cable at a crossroads

Cable, long entrenched in our video consumption habits, is now at a crossroads.

Yes, older Americans having cable is still standard—Netflix and other streaming services are additive, not replacements for cable. But when it comes to millennials, the reality is that alternatives are slowly chipping away at cable—and on their way to replacing it entirely. Among viewers ages 18-24, cable subscriptions dropped to 71% this year, down from 77% in 2013.

Cable subscriptions among viewers age 18-24

77%
in 2013

71%
in 2014

6%
drop in just 1 year

The biggest knock against cable? Consumer frustration with paying for cable channels they don't use or want. 41% of consumers in our survey said they'd prefer an a la carte package of channels they put together themselves. Consider a recent 2014 report from Nielsen, which showed that the average American television household receives 189 channels—yet on average we're watching only 17 of them.

The appeal of unbundling is that, in theory, it relieves consumers of the burden of paying for channels they don't watch. A viewer ideally would buy a la carte, choosing individual channels rather than vast packages of them.

“It makes me feel frustrated that I’m paying so much for so many channels when I really only watch one network”

– Female, age 21 - 34

But unbundling cable channels may not translate into savings for consumers. Yes, it could be cheaper for young people who only watch two or three channels—but for households where occupants have varying viewing preferences, the a la carte model could make the average cable TV bill seem like a bargain.

Of course, “average cable bill” is relative. According to the Federal Communications Commission, for at least the past two decades, the average monthly cable bill has risen about \$2 to \$3 per year. The average household now pays about \$64.41 per month, roughly three times what they paid in 1995, when the FCC began tracking it. According to estimates from the market research group NPD, that monthly bill could top \$200 by 2020.

So while cable may be entrenched enough to survive in the short term, the longer term outlook doesn't look promising. 61% of viewers said they would be cable subscribers in five years—but when asked if they'd be subscribers in 10 years, only 42% said yes.

Agree: “I see myself subscribing to cable in _____”

1 Year 91%

5 Years 61%

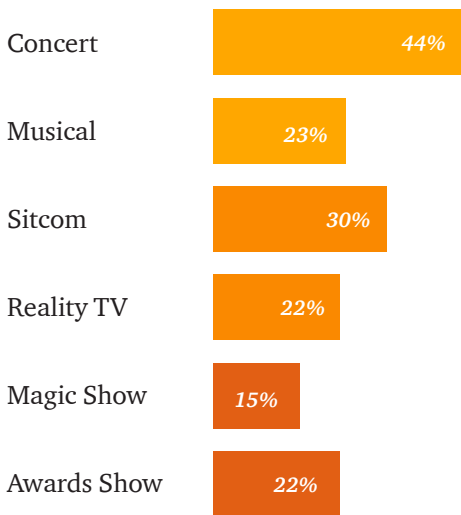
10 Years 42%

Yet there are a number of strengths that cable retains—and that they can innovate on to stay relevant amidst a continuing industry shakeup.

1. Live Programming

Nearly 18.5 million people tuned into Carrie Underwood's performance in "The Sound of Music, Live!" in December 2013—signaling a strong consumer appetite for certain types of live TV. In our survey, 44% of consumers said they'd be interested in watching a concert live, showing more interest for that than any other type of programming.

Which of the following would you be interested in watching live?



2. Sports

Cable's long-standing strength has been in the sports market, where consumers can gain access to their favorite teams. 58% of consumers said that when choosing a custom cable TV package, they would include sports channels.

"The things keeping me are my sports channels and stuff I can't get on regular TV"

—Male, age 21-34

3. Discovery

Spontaneity and discovery are a large reason for the continuation of cable subscriptions. 38% of consumers in 2014 still say that they flip through the channels to see something that interests them.

"There's something so refreshing about turning the channel."

—Female, age 21-34

4. Curation

Due to the overwhelming amount of quality content on the market today, there is a rising consumer need for effective curation tools—presenting an opportunity for cable companies to clear the confusion that comes with the vast array of options.

Implications for Businesses



Content providers should focus on quality content and then allow time for the content to find its audience



Audience measurement metrics are needed to capture current viewing patterns



Use live programming and combine live second screen experiences with traditional programming to drive consumer engagement



Deliver second screen experiences tied to programming to harness social interactions about content, driving engagement and viewership



Content distributors should focus on content curation and discovery to help consumers find content relevant to them



Channels should focus on branding to drive content discovery and enhance customer loyalty



For more information on this research, the PwC Consumer Intelligence Series, or how changing consumer preferences are shaping the entertainment, media, and communications industries, please contact one of our specialists:

Deborah Bothun

deborah.k.bothun@us.pwc.com
(646) 471-9048

Matthew Lieberman

matthew.lieberman@us.pwc.com
(213) 217-3326

Todd Supplee

todd.supplee@us.pwc.com
(310) 210-2228

Explore other issues of this series online at <http://www.pwc.com/consumerintelligenceseries>

© 2014 PricewaterhouseCoopers LLP, a Delaware limited liability partnership. All rights reserved. PwC refers to the US member firm, and may sometimes refer to the PwC network. Each member firm is a separate legal entity. Please see www.pwc.com/structure for further details.

This content is for general information purposes only, and should not be used as a substitute for consultation with professional advisors.