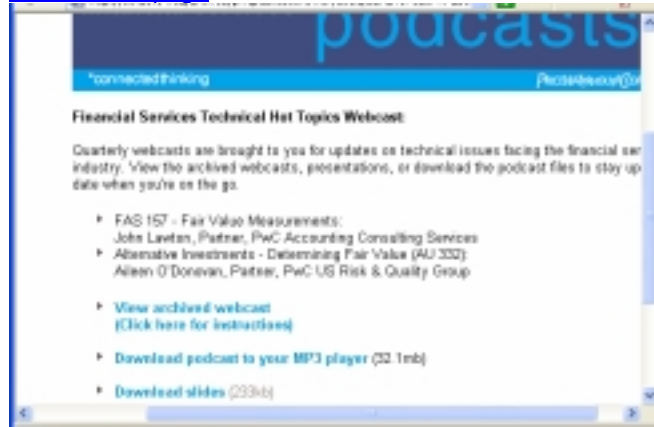


The PricewaterhouseCoopers is now offering podcasts to help you stay up-to-date on the latest technical accounting issues while you're on the go. The podcasts are available for you to download and listen to on your computer, or via your portable MP3 player (ie. iPod). Instructions are listed below:

1. **To download an audio file to your computer:**

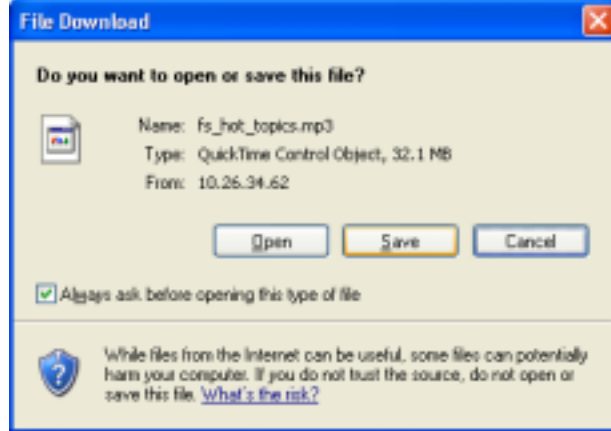
- a. Select "Download podcast to your MP3 player" on the [Financial Services Podcast webpage](#).



- b. Complete the registration information to proceed.

A screenshot of a web browser window showing a registration form for PricewaterhouseCoopers. The form is titled "Please provide some information before your download begins: (all fields are mandatory)". It contains five text input fields labeled "First Name:", "Last Name:", "Company:", "Title:", and "Email:". Below the fields are two buttons: "Submit" and "Reset". The browser's address bar shows "http://10.26.34.62 - FS Podcasts - Microsoft Internet Explorer".

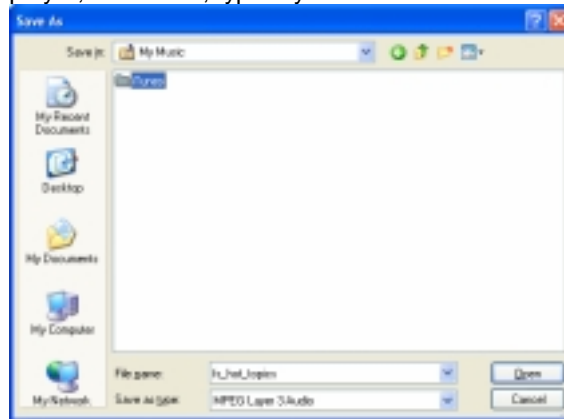
- c. The file will launch, click save and save the file to your computer.



- d. You will need iTunes in order for the podcast to be downloaded properly to your computer. If you do not have iTunes, it can be downloaded for free online: [www.itunes.com](http://www.itunes.com)
- e. Once the file has finished loading, click on open file and choose iTunes as the audio option to listen to the file.

## 2. To download the file to your portable player:

- a. Follow the instructions to download the file, saving the file to wherever you save files in order to get them to sync with your portable player. This will be the same place that you save your music to for syncing with your portable player; for iTunes, typically the folder is also called "iTunes."



- b. The next time you synchronize your MP3 player or iPod with your computer, the podcast file will automatically be loaded onto your player.

Please [contact us](#) if you have any technical issues or questions.